

CITY OF PALACIOS
P.O. Box 845
Palacios, TX 77465



380

OCT 29 2024

City Services Statement

10-3324



AUTOSCH 5-DIGIT 77465 1 PSS 148498AA24-A-1
15 1 AV 0-540

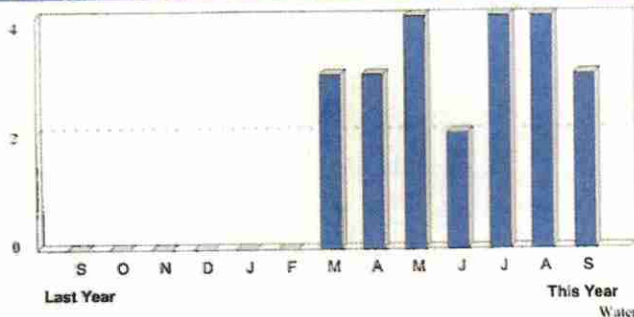


JUSTICE OF THE PEACE PCT #3
405 COMMERCE ST
PALACIOS TX 77465-5468



UTILITIES OFFICE: (361) 972-3605
OFFICE HOURS: MONDAY - FRIDAY
8:30 AM - 4:30 PM.
EMERGENCY ONLY: (361) 972-3112

YOUR MONTHLY USAGE (IN HUNDREDS)



ACCOUNT INFORMATION

ACCOUNT: 01-0420-02
SERVICE ADDRESS: 405 COMMERCE
LAST PAYMENT: 10/15/2024 -79.12
SERVICE PERIOD: 09/16/2024 TO: 10/18/2024
BILLING DATE: 10/23/2024

Inv 01-0420-02
405 COMMERCE
-79.12
09/16/2024 TO: 10/18/2024
10/23/2024

DUE DATE: November 15, 2024

CURRENT WATER CHARGES (IN HUNDREDS)

Meter	Previous	Current	Usage	Amount
WATER	27	30	3	20.70

OTHER CHARGES

SEWER	20.70
GARBAGE	37.72

AMOUNT DUE

PREVIOUS BALANCE	0.00
TOTAL AMOUNT DUE BY 11/15/2024	79.12

APPROVED
COUNTY AUDITOR

TOTAL AMOUNT DUE AFTER 11/15/2024	104.12
-----------------------------------	--------

TOTAL AMOUNT DUE AFTER 4:30PM ON 11/22/2024 WHEN THE 22 ND FALLS ON A WEEKEND, PAYMENT MUST BE RECEIVED BY 4:30 PM ON FRIDAY.	144.12
--	--------

THIS IS THE ONLY BILL YOU WILL RECEIVE
SERVICE WILL BE DISCONNECTED IF NOT PAID IN FULL
NO PARTIAL PAYMENTS WILL BE ACCEPTED

010-54410-463
Tanya Hood DATE: 10/28/2024
010-54410-463

SPECIAL MESSAGE

VIEW AND PAY UTILITY BILLS ONLINE: [HTTPS://WWW.MUNICIPALONLINEPAYMENTS.COM/PALACIOSTX](https://www.municipalonlinepayments.com/palaciosTX)

RESIDENTIAL BULK ITEMS REMINDER: ALL HOUSEHOLD ITEMS ARE SCHEDULED FOR THE 2ND FRIDAY OF EACH MONTH. TO GET ADDED TO THE LIST, PLEASE TAKE PICTURES OF THE ITEMS YOU ARE DISCARDING AND EMAIL TO CUSTOMERSERVICE@CITYOFPALACIOS.ORG. (LIMIT 1 MATTRESS, COUCHES, WASHERS, DRYERS, ETC.)

IN OBSERVANCE OF VETERAN'S DAY, CITY HALL WILL BE CLOSED NOVEMBER 11, 2024.

IN OBSERVANCE OF THANKSGIVING HOLIDAY, CITY HALL WILL BE CLOSED NOVEMBER 28TH AND 29TH, 2024.

Payment Coupon

Please return this portion along with your payment and make your check payable to the City of Palacios.

ACCOUNT INFORMATION

ACCOUNT: 01-0420-02
SERVICE ADDRESS: 405 COMMERCE
SERVICE PERIOD: 09/16/24 TO: 10/18/24
BILLING DATE: 10/23/2024
DUE DATE: November 15, 2024

JUSTICE OF THE PEACE PCT #3
405 COMMERCE ST
PALACIOS TX 77465-5468

RECEIVED
OCT 28 2024

BY: *DB*

AMOUNT DUE

TOTAL AMOUNT DUE BY DUE DATE	79.12
TOTAL DUE IF PAID AFTER 11/15/2024	104.12

AMOUNT ENCLOSED

\$ 79.12

REMIT PAYMENT TO:



CITY OF PALACIOS
PO BOX 845
PALACIOS TEXAS 77465-0845

From: "Tazia Rodriguez" <trodriguez@co.matagorda.tx.us>
To: "Donna Barrett" <dbarrett@co.matagorda.tx.us>
Cc: "Melissa Pena" <MPena@co.matagorda.tx.us>
Date: 10/28/2024 04:05 PM
Subject: 10.2024 WATER BILL

Good afternoon,

I am emailing a copy of the current water bill received in the mail today. I will be placing in the mail today. If there are any questions please give us a call.

Thank you,
Tazia Rodriguez
JP3 Clerk
405 Commerce St.
Palacios, Texas 77465
(Phone) 361.972.5313/(Fax) 361.972.6627
jp3@co.matagorda.tx.us

Office Hours-Monday - Thursday: 7:30 am-5:30 pm
Closed all holidays.
Payment Information:
certifiedpayments.net
or 1-866-539-2020
Bureau Code: 5521695
Reference Number: Driver's License or Citation Number

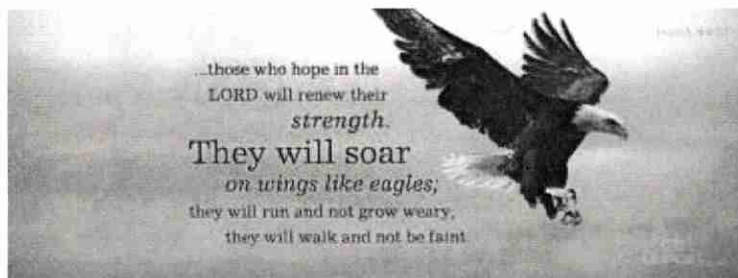
Attachments:

File: <u>10.2024 STATEMENT WATER</u> <u>BILL.pdf</u>	Size: 403k	Content Type: application/pdf
---	---------------	----------------------------------

From: "Melissa Pena" <MPena@co.matagorda.tx.us>
To: "Donna Barrett" <dbarrett@co.matagorda.tx.us>
Cc: "Tazia Rodriguez" <trodriguez@co.matagorda.tx.us>
Date: 10/24/2024 10:34 AM
Subject: CURRENT VIEW BILLING - WATER

Good morning Donna,
Attached please find our current view of our water bill. As soon as we receive the statement, we will forward asap. If you have any questions, please do not hesitate to contact us.

**Thank you,
Melissa Pena
Matagorda County, JP 3 Clerk
Matagorda County, JP SME
405 Commerce
Palacios, Texas
361.972.5313/(Fax) 361.972.6627
jp3@co.matagorda.tx.us**



**Office Hours-Monday - Thursday: 7:30 am-5:30 pm
Closed all holidays.
Payment Information:
certifiedpayments.net
or 1-866-539-2020
Bureau Code: 5521695
Reference Number: Driver's License or Citation Number**

Attachments:

File: 10.2024 CURRENT VIEW WATER BILL.pdf	Size: 246k	Content Type: application/pdf
---	------------	-------------------------------



Account detail

Pay now



M

Account summary



Ac



Tr

Account 01-0420-02



Co

Owner JUSTICE OF THE PEACE PCT #3



Co

Service address 405 COMMERCE

Status **Active**

Auto pay [Enroll in auto pay](#)

Balance

Prior account balance \$0.00

Current bill **Due 11/15/2024** \$79.12

Transactions since current bill \$0.00

Account balance \$79.12

Metered services

Service WATER

Meter number 64114347

Location

Non-metered services

Service SEWER

010-54410-463
DATE: 10.24.2025

Service GARBAGE

CITY OF PALACIOS
P.O. Box 845
Palacios, TX 77465



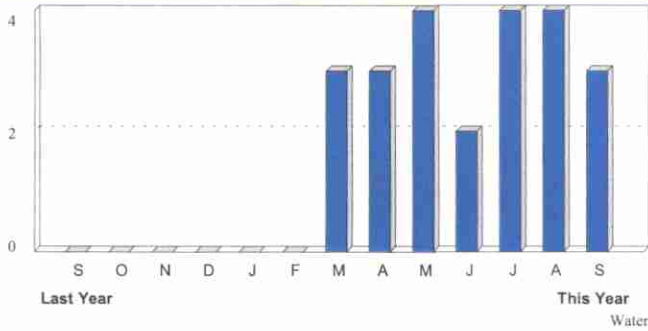
AUT0SCH 5-DIGIT 77465 1 PS5 148498AA24-A-1
15 1 AV 0.540



JUSTICE OF THE PEACE PCT #3
405 COMMERCE ST
PALACIOS TX 77465-5468

UTILITIES OFFICE: (361) 972-3605
OFFICE HOURS: MONDAY - FRIDAY
8:30 AM - 4:30 PM.
EMERGENCY ONLY: (361) 972-3112

YOUR MONTHLY USAGE (IN HUNDREDS)



SPECIAL MESSAGE

VIEW AND PAY UTILITY BILLS ONLINE: [HTTPS://WWW.MUNICIPALONLINEPAYMENTS.COM/PALACIOSTX](https://www.municipalonlinepayments.com/palaciostx)

RESIDENTIAL BULK ITEMS REMINDER: ALL HOUSEHOLD ITEMS ARE SCHEDULED FOR THE 2ND FRIDAY OF EACH MONTH. TO GET ADDED TO THE LIST, PLEASE TAKE PICTURES OF THE ITEMS YOU ARE DISCARDING AND EMAIL TO CUSTOMERSERVICE@CITYOFPALACIOS.ORG. (LIMIT 1 MATTRESS, COUCHES, WASHERS, DRYERS, ETC.)

IN OBSERVANCE OF VETERAN'S DAY, CITY HALL WILL BE CLOSED NOVEMBER 11, 2024.

IN OBSERVANCE OF THANKSGIVING HOLIDAY, CITY HALL WILL BE CLOSED NOVEMBER 28TH AND 29TH, 2024.

City Services
Statement

ACCOUNT INFORMATION

ACCOUNT: 01-0420-02
SERVICE ADDRESS: 405 COMMERCE
LAST PAYMENT: 10/15/2024 -79.12
SERVICE PERIOD: 09/16/2024 TO: 10/18/2024
BILLING DATE: 10/23/2024

DUE DATE: November 15, 2024

CURRENT WATER CHARGES (IN HUNDREDS)

Meter	Previous	Current	Usage	Amount
WATER	27	30	3	20.70

OTHER CHARGES

SEWER	20.70
GARBAGE	37.72

AMOUNT DUE

PREVIOUS BALANCE	0.00
TOTAL AMOUNT DUE BY 11/15/2024	79.12

TOTAL AMOUNT DUE AFTER 11/15/2024 104.12

TOTAL AMOUNT DUE AFTER 4:30PM ON 11/22/2024 144.12

WHEN THE 22ND FALLS ON A WEEKEND, PAYMENT MUST BE RECEIVED BY 4:30 PM ON FRIDAY.

THIS IS THE ONLY BILL YOU WILL RECEIVE
SERVICE WILL BE DISCONNECTED IF NOT PAID IN FULL
NO PARTIAL PAYMENTS WILL BE ACCEPTED

010-54410-463
Tanya Rodriguez DATE: 10/28/2024

Payment
Coupon

Please return this portion along with your payment and make your check payable to the City of Palacios.

ACCOUNT INFORMATION

ACCOUNT: 01-0420-02
SERVICE ADDRESS: 405 COMMERCE
SERVICE PERIOD: 09/16/24 TO: 10/18/24
BILLING DATE: 10/23/2024

DUE DATE: November 15, 2024

✓ JUSTICE OF THE PEACE PCT #3
405 COMMERCE ST
PALACIOS TX 77465-5468

AMOUNT DUE

TOTAL AMOUNT DUE BY DUE DATE 79.12

TOTAL DUE IF PAID AFTER 11/15/2024 104.12

AMOUNT ENCLOSED

REMIT PAYMENT TO:

RECEIVED
OCT 31 2024

RY. *AB*

✓ CITY OF PALACIOS
PO BOX 845
PALACIOS TEXAS 77465-0845

777



MATAGORDA WASTE DISPOSAL & WATER SUPPLY CORPORATION
P.O. BOX 196, MATAGORDA, TX 77457-0196
(979) 863-7261

OCT 29 2024

FIRST-CLASS MAIL
U.S. POSTAGE
PAID
MATAGORDA TX 77457
PERMIT NO. 4

214 / 10-16-24

10/17/2024

SERVICES	Current	Meter Readings Previous	Usage	CHARGES
Water	168500	166830 ✓	1670	45.85
Sewage				45.85
Total Due				\$91.70
***After Due Date Penalty	0.00			\$ 91.70 ***

Matagorda WD & WSC

CUSTOMER ACCOUNT	DUE DATE PAST DUE AFTER THIS DATE
214	11/10/2024
TOTAL DUE UPON RECEIPT	AFTER DUE DATE PAID
91.70	91.70

MAIL THIS STUB WITH YOUR PAYMENT

206 010-54410-613

APPROVED
COUNTY AUDITOR

Last payment received 10/7/24 for \$100.10.
<https://mwdwsc.myruralwater.com>

Online payments @ www.payclix.com/matagordawdwcsc.com

County Barn
Pct. #2 PO Box 571
Matagorda TX 77457

Service will be disconnected on the 10th day after the delinquent notice is mailed and ~~from 9/17/2024 to 10/16/2024~~ will be charged. Service will be restored after all past due 10/16/2024 paid ✓

51

RECEIVED
OCT 25 2024

BY: DB

RECEIVED OCT 23 2024

TXU
OCT 29 2024

VENDOR # 2149 ACCT# 100064844327
INV# 052003719023 INVOICE DATED 10-12-24 DESC AUG-SEPT 24

ADDRESS	ESI ID	METER #	SERV.	DATES	TOTAL	DEPT #
18 BAYVIEW MATAGORDA (JP#2)	10032789403973976	119711668	08/19/24	09/17/24	\$ 38.64	010-54410-462
405 COMMERCE PALACIOS(JP#3)	10032789440808411	119430885	08/21/24	09/19/24	\$ 289.27	010-54410-463
190 AVE F MARKHAM (JP#4)	10032789461015050	163788084	08/20/24	09/18/24	\$ 119.40	010-54410-464
2200 7TH ST (CMOB)	10032789456726070	558785152	08/05/24	09/03/24	\$ 3,317.12	010-54410-508
ODLTS 2200 7TH ST (CMOB)	10032789456726071	7007055012SD	08/05/24	09/03/24	\$ 32.40	010-54410-508
ODLTS 2200 7TH ST (CMOB)	10032789456726072	7007055046SD	08/05/24	09/03/24	\$ 21.94	010-54410-508
2021 AVE G BLDG 1 WELLS FARGO (CTOB)	10032789499291957	558782912	08/29/24	09/29/24	\$ 2,592.11	010-54410-509
1700 7TH ST (COURTHOUSE)	10032789496308881	558026869	08/29/24	09/29/24	\$ 6,964.58	010-54410-510
2323 AVE E (JAIL)	10032789405892400	558782187	08/29/24	09/29/24	\$ 4,392.71	010-54410-512
ODLTS 2323 AVE E (JAIL)	10032789405892401	7006958123SD	08/29/24	09/29/24	\$ 16.19	010-54410-512
2308 AVE F (S.O.)	10032789485567631	558782938	08/29/24	09/29/24	\$ 1,073.23	010-54410-560
MATAGORDA (TRANSFER ST)	10032789494278861	119431822	08/15/24	09/15/24	\$ 10.29	010-54410-595
EL MATON UNIT P43 (TRANSFER ST)	10032789482241440	169715859	08/12/24	09/10/24	\$ 25.36	010-54410-595
2604 NICHOLS AVE/CO BARN (PCT#1)	10032789459112270	122240792	08/07/24	09/05/24	\$ 278.37	010-54410-612
ODLTS NICHOLS AVE (PCT#1)	10032789485513550	7007116623SD	08/09/24	09/09/24	\$ 93.90	010-54410-612
ODLTS NICHOLS AVE (PCT#1)	10032789485513551	7007116651SD	08/27/24	09/25/24	\$ 21.53	010-54410-612
ODLTS NICHOLS AVE (PCT#1)	10032789485513552	7007116680SD	08/27/24	09/25/24	\$ 43.84	010-54410-612
HWY 60 OUTDOOR LTS(PCT#1)	10032789423558520	7006982603SD	08/22/24	09/22/24	\$ 19.54	010-54410-612
ODLTS 3520 NICHOLS AVE (PCT#1)	10032789479928771	7005770635SD	08/07/24	09/05/24	\$ 10.69	010-54410-612
17817 WOOD PLEDGER COMM CTR(PCT#1)	1008901015815710800100	190851001	08/19/24	09/17/24	\$ 180.80	010-54410-612
487 MAGNOLIA MATAGORDA CO BARN (PCT#2)	10032789414370120	200227986	08/19/24	09/17/24	\$ 186.53	010-54410-613
414 FISHER MATAGORDA (PCT#2) Cstand	10032789427542180	200527912	08/19/24	09/17/24	\$ 13.38	010-54410-613
115 LAUREL MATAGORDA (PCT#2) OP OFFICE	10032789495257641	200292168	08/19/24	09/17/24	\$ 41.73	010-54410-613
772 LAUREL OLD SCHOOL MATAGORDA/PCT#2	10032789417127397	148896249	08/19/24	09/17/24	\$ 59.68	010-54410-613
MATAGORDA FIREMAN'S HALL (PCT#2)	10032789446568110	122330875	08/19/24	09/17/24	\$ 383.38	010-54410-613
SELKIRK FIRE DEPT (PCT#2)	10032789427413670	122279171	08/16/24	09/16/24	\$ 131.97	010-54410-613
25000 SH 35 (PCT#3)	10032789453394875	120730531	08/12/24	09/10/24	\$ 117.89	010-54410-614
25000 SH 35 UNIT P7 (PCT#3)	10032789474945241	122240914	08/12/24	09/10/24	\$ 48.11	010-54410-614
ODLTS 25000 SH 35 (PCT#3)	10032789474945242	7005712552SD	08/12/24	09/10/24	\$ 86.22	010-54410-614
BLESSING BALLPRK W UNIT (PCT#4)	10032789402787491	558783656	08/29/24	09/29/24	\$ 211.53	010-54410-615
ODLTS BLESSING PRK (PCT#4)	10032789402787492	7006972189SD	08/29/24	09/29/24	\$ 146.59	010-54410-615
MIDFIELD COMM CTR (PCT#4)	10032789459047060	157104699	08/05/24	09/03/24	\$ 260.49	010-54410-615
ODLTS MIDFIELD COMM CTR (PCT#4)	10032789459047061	7007074246SD	08/05/24	09/03/24	\$ 10.50	010-54410-615
ODLTS MIDFIELD FIRE ST (PCT#4)	10032789461418841	7007068113SD	08/05/24	09/03/24	\$ 15.21	010-54410-615
190 AVE F MARKHAM ANNEX (PCT#4)	10032789426253880	157911497	08/20/24	09/18/24	\$ 34.32	010-54410-615

TXU

ADDRESS	ESI ID	METER #	SERV.	DATES		DEPT #
BLESSING COMM CTR (PCT#4)	10032789461693260	161176296				010-54410-615
ST LTS BLESSING CC PAVILION (PCT#4)	10032789436470608	7005470886SD	08/27/24	09/25/24	\$ 19.54	010-54410-615
ODLTS BLESSING COMM CTR (PCT#4)	10032789461693261	7007074015SD	08/29/24	09/29/24	\$ 8.59	010-54410-615
MARKHAM COMM CTR (PCT#4)	10032789476839780	200043930	08/20/24	09/18/24	\$ 240.52	010-54410-615
ODLTS MARKHAM CC (PCT#4)	10032789476839781	7007105031OT	08/20/24	09/18/24	\$ 21.54	010-54410-615
HEFFINGER PRK LTS BLESSING (PCT#4)	10032789478079271	144074530	08/29/24	09/29/24	\$ 33.42	010-54410-615
ODLTS WATER WELL MIDFIELD (PCT#4)	10032789492176731	7007147859SD	08/05/24	09/03/24	\$ 15.92	010-54410-615
ODLTS BLESSING CC 932 (PCT#4)	10032789496744772	7007144530MV	08/28/24	09/26/24	\$ 14.34	010-54410-615
ODLTS BLESSING CC 935 (PCT#4)	10032789496744773	7005911722MV	08/28/24	09/26/24	\$ 49.89	010-54410-615
E END OF PRK BLESSING (PCT#4)	10032789497890130	119426810	08/29/24	09/29/24	\$ 8.38	010-54410-615
ST LTS BLESSING PRK (PCT#4)	10032789441468646	7005524968SD	08/27/24	09/25/24	\$ 45.38	010-54410-615
190 AVE F UNIT FIRESTATION MARKHAM (PCT#4)	10032789487564611	200305070	08/20/24	09/18/24	\$ 106.35	010-54410-615
RAWLS UNIT FIRESTATION MIDFIELD (PCT#4)	10032789433412700	136592656	08/05/24	09/03/24	\$ 280.32	010-54410-615
HOLDING PEN (FAIRGROUNDS)	10032789407891290	200574765	08/07/24	09/05/24	\$ 197.18	010-54410-661
CTR OF CARNIVAL (FAIRGROUNDS)	10032789419036321	125243718	08/07/24	09/05/24	\$ 6.00	010-54410-661
INDOOR ARENA (FAIRGROUNDS)	10032789419218250	592403229	08/07/24	09/05/24	\$ 805.26	010-54410-661
SHOW BARN/RV PARK (FAIRGROUNDS)	10032789443561762	590613354	08/07/24	09/05/24	\$ 83.27	010-54410-661
ODLTS HAMMAN RD (FAIRGROUNDS)	10032789443561763	7005516394SD	08/08/24	09/08/24	\$ 43.86	010-54410-661
OUTDOOR ARENA (FAIRGROUNDS)	10032789444026850	151900075	08/07/24	09/05/24	\$ 285.42	010-54410-661
HOME EC/MP BLDG (FAIRGROUNDS)	10032789474465420	592402234	08/07/24	09/05/24	\$ 667.22	010-54410-661
ODLTS NICHOLS RD (FAIRGROUNDS)	10032789480469090	7007112012SD	08/09/24	09/09/24	\$ 38.42	010-54410-661
FANS BACK OF ARENA (FAIRGROUNDS)	10032789499566851	119431781	08/07/24	09/05/24	\$ 232.31	010-54410-661
4511 FM 2668 UNIT 3 (FAIRGROUNDS)	10032789406762840	171155561	08/07/24	09/05/24	\$ 97.75	010-54410-661
FM 2668 UNIT 7 (FAIRGROUNDS)	10032789420166760	200229223	08/07/24	09/05/24	\$ 7.09	010-54410-661
ODLTS RIVERBEND MATAGORDA (MARINE)	10032789432664941	7006992918SD	08/19/24	09/17/24	\$ 21.54	010-54410-662
TOTAL:					\$24,618.95	

BILL OUT TO MATAGORDA HISTORICAL SOCIETY
 Blessing Comm. Center demolished power was cut
 off somewhere between June 11 - July 1, 2024

APPROVED
 COUNTY AUDITOR

AB *VS*

R E C E I V E D

OCT 24 2024

BY: *AB*



Customer Name: MATAGORDA COUNTY
 Account Number: 100064844327
 Invoice Number: 052003719023
 Invoice Date: 10/12/2024

Account Summary

Previous Balance	Credits/Payments	Balance Forward	Current Charges	Amount Due	Due Date
\$24,529.84	\$24,529.84 CR	\$0.00	\$24,618.95	\$24,618.95	11/11/2024

See remaining pages for invoice details.

Customer Communications

RECEIVED
 OCT 24 2024

Shelly...

BY: *SB*

How to Contact Us

Account Service Manager
 Commercial Support Team
Phone: (866) 898-3465
Email: commercialsupport@txu.com
Customer Service: 8:30AM - 5:30PM M-F

Power Outage Notification:
 American Electric Power - 1-866-223-8508
 CenterPoint Energy - 1-800-332-7143

REP Certificate: #10004

Please return this portion with your payment in the enclosed envelope. Make checks payable to TXU Energy. Do not include correspondence with your payment.

The TXU Energy AidSM program helps families in critical situations with bill payment assistance.
 For Donations Only

One-time gift to TXU Energy AidSM program \$ _____
 Recurring monthly donation to TXU Energy AidSM program \$ _____

Account Number:
 100064844327

Amount Due	Due Date
\$24,618.95	11/11/2024

To ensure proper payment posting, please provide this number (100064844327) on all payments and send to the address directly below.

SP 06 000115 14143E 2 A**SNGLP

MATAGORDA COUNTY
 1700 7TH ST, RM 301
 BAY CITY TX 77414-5034



TXU ENERGY
 PO BOX 650638
 DALLAS, TX 75265-0638

21100064844327000246189500000000009

Customer Name: MATAGORDA COUNTY
Account Number: 100064844327
Invoice Number: 052003719023
Invoice Date: 10/12/2024

Important Information

Your satisfaction is our top priority. Do you have feedback? Email us at txuexec@txu.com or write us at TXU Energy Executive Feedback, PO Box 650764, Dallas, TX 75265-0764. The amount billed may include price changes allowed by law or regulatory actions. See an unauthorized charge on your bill? Call us toll-free at 1-866-898-3465 (8:30AM - 5:30PM M-F), and we'll work to resolve any issues. If you're not satisfied with the resolution, you may file a complaint with the Public Utility Commission of Texas PO Box 13326, Austin, TX 78711-3326; (512) 936-7120 or toll-free in Texas (888) 782-8477. Hearing and speech-impaired individuals with text telephones (TTY) may contact the Public Utility Commission of Texas at (800) 735-2988.

Account Summary Detail

Previous Balance		\$	24,529.84
Credits/Payments			
Inc. Check Payment	10/03/2024	\$	24,529.84 CR
Subtotal		\$	24,529.84 CR
Balance Forward		\$	0.00
Debits/Charges		\$	0.00



Customer Name: MATAGORDA COUNTY
Account Number: 100064844327
Invoice Number: 052003719023
Invoice Date: 10/12/2024

Account Summary

ESI ID Facility ID	Service Address	Start Service End Service	kWh Actual kW/kVA	Commercial TDU Charges	Commercial Taxes TDU Taxes	Total Charges	Flag
10032789496308881	1700 7TH ST BAY CITY, TX 77414-5080	08/29/2024 09/29/2024	111,360 200	\$4,358.51 \$2,606.07	\$0.00 \$0.00	\$6,964.58	
10032789456726070	2200 7TH ST BAY CITY, TX 77414-5254	08/05/2024 09/03/2024	44,720 120	\$1,763.08 \$1,554.04	\$0.00 \$0.00	\$3,317.12	
10032789456726072	2200 7TH ST UNIT FL BAY CITY, TX 77414-5254	08/05/2024 09/03/2024	155 -	\$6.09 \$15.85	\$0.00 \$0.00	\$21.94	
10032789456726071	2200 7TH ST UNIT FL BAY CITY, TX 77414-5254	08/05/2024 09/03/2024	208 -	\$8.16 \$24.24	\$0.00 \$0.00	\$32.40	
10032789485513551	NICHOLS AVE UNIT 400FLD2 BAY CITY, TX 77414	08/27/2024 09/25/2024	155 -	\$5.94 \$15.59	\$0.00 \$0.00	\$21.53	
10032789405892401	2323 AVENUE E BAY CITY, TX 77414-6001	08/29/2024 09/29/2024	104 -	\$4.07 \$12.12	\$0.00 \$0.00	\$16.19	
10032789405892400	2323 AVENUE E BAY CITY, TX 77414-6001	08/29/2024 09/29/2024	71,232 121	\$2,787.94 \$1,604.77	\$0.00 \$0.00	\$4,392.71	
10032789485567631	2308 AVENUE F BAY CITY, TX 77414-6045	08/29/2024 09/29/2024	15,440 35	\$604.42 \$468.81	\$0.00 \$0.00	\$1,073.23	
10032789499291957	2021 AVENUE G BLDG 1 BAY CITY, TX 77414-5003	08/29/2024 09/29/2024	38,720 82	\$1,515.46 \$1,076.65	\$0.00 \$0.00	\$2,592.11	
10032789419218250	4511 FM 2668 UNIT 1 BAY CITY, TX 77414-3991	08/07/2024 09/05/2024	6,880 38	\$265.00 \$540.26	\$0.00 \$0.00	\$805.26	
10032789474465420	4511 FM 2668 UNIT 2 BAY CITY, TX 77414-3991	08/07/2024 09/05/2024	5,300 34	\$204.14 \$463.08	\$0.00 \$0.00	\$667.22	
10032789406762840	4511 FM 2668 UNIT 3 BAY CITY, TX 77414-3991	08/07/2024 09/05/2024	421 4	\$16.22 \$81.53	\$0.00 \$0.00	\$97.75	
10032789499566851	4511 FM 2668 UNIT 4 BAY CITY, TX 77414-3991	08/07/2024 09/05/2024	976 15	\$37.58 \$194.73	\$0.00 \$0.00	\$232.31	
10032789444026850	4511 FM 2668 UNIT 5 BAY CITY, TX 77414-3991	08/07/2024 09/05/2024	441 21	\$16.98 \$268.44	\$0.00 \$0.00	\$285.42	
10032789407891290	4511 FM 2668 UNIT 6 BAY CITY, TX 77414-3991	08/07/2024 09/05/2024	1,207 10	\$46.49 \$150.69	\$0.00 \$0.00	\$197.18	
10032789420166760	4511 FM 2668 UNIT 7 BAY CITY, TX 77414-3991	08/07/2024 09/05/2024	13 -	\$0.50 \$6.59	\$0.00 \$0.00	\$7.09	
10032789419036321	4511 FM 2668 UNIT 8 BAY CITY, TX 77414-3991	08/07/2024 09/05/2024	2 -	\$0.08 \$5.92	\$0.00 \$0.00	\$6.00	
10032789443561762	4511 FM 2668 UNIT 9 BAY CITY, TX 77414-3991	08/07/2024 09/05/2024	240 5	\$9.25 \$74.02	\$0.00 \$0.00	\$83.27	
10032789443561763	HAMMAN RD ODLT 400HPS AL BAY CITY, TX 77414	08/08/2024 09/08/2024	310 -	\$12.15 \$31.71	\$0.00 \$0.00	\$43.86	
10032789423558520	STATE HIGHWAY 60 STLG 250HPSA BAY CITY, TX 77414	08/22/2024 09/22/2024	104 -	\$3.99 \$15.55	\$0.00 \$0.00	\$19.54	
10032789459112270	2604 NICHOLS AVE BAY CITY, TX 77414-6958	08/07/2024 09/05/2024	2,680 9	\$105.32 \$173.05	\$0.00 \$0.00	\$278.37	
10032789479928771	3588 1/2 NICHOLS AVE BAY CITY, TX 77414-7383	08/07/2024 09/05/2024	57 -	\$2.22 \$8.47	\$0.00 \$0.00	\$10.69	
10032789485513550	NICHOLS AVE UNIT 250HPSA BAY CITY, TX 77414	08/09/2024 09/09/2024	520 -	\$20.38 \$73.52	\$0.00 \$0.00	\$93.90	
10032789485513552	NICHOLS AVE UNIT 400FLD1 BAY CITY, TX 77414	08/27/2024 09/25/2024	310 -	\$12.13 \$31.71	\$0.00 \$0.00	\$43.84	
10032789480469090	NICHOLS RD UNIT 250HPSA BAY CITY, TX 77414	08/09/2024 09/09/2024	208 -	\$8.14 \$30.28	\$0.00 \$0.00	\$38.42	
10032789461693261	FM 616 W BLESSING, TX 77419	08/29/2024 09/29/2024	39 -	\$1.49 \$7.10	\$0.00 \$0.00	\$8.59	

000115 2/22

000115 2/22

Customer Name: MATAGORDA COUNTY
 Account Number: 100064844327
 Invoice Number: 052003719023
 Invoice Date: 10/12/2024

ESI ID Facility ID	Service Address	Start Service End Service	kWh Actual kW/kVA	Commercial TDU Charges	Commercial Taxes TDU Taxes	Total Charges	Flag
10032789402787492	FM 616 W STLG 250HPS BLESSING, TX 77419	08/29/2024 09/29/2024	832 -	\$31.92 \$114.67	\$0.00 \$0.00	\$146.59	
10032789478079271	AVENUE C UNIT PRKLITE BLESSING, TX 77419	08/29/2024 09/29/2024	277 1	\$10.63 \$22.79	\$0.00 \$0.00	\$33.42	
10032789436470608	139 FM 616 W STLG 250HPS BLESSING, TX 77419	08/27/2024 09/25/2024	104 -	\$3.99 \$15.55	\$0.00 \$0.00	\$19.54	
10032789402787491	560 FM 616 W UNIT PARK BLESSING, TX 77419	08/29/2024 09/29/2024	1,920 6	\$73.66 \$137.87	\$0.00 \$0.00	\$211.53	
10032789497890130	201 FM 616 W UNIT SEWLIFT BLESSING, TX 77419	08/29/2024 09/29/2024	26 -	\$0.99 \$7.39	\$0.00 \$0.00	\$8.38	
10032789496744773	935 STREETLIGHT STLG 400MV BLESSING, TX 77419	08/28/2024 09/26/2024	290 -	\$11.12 \$38.77	\$0.00 \$0.00	\$49.89	
10032789496744772	932 STREETLIGHT UNIT 175MV BLESSING, TX 77419	08/28/2024 09/26/2024	70 -	\$2.69 \$11.65	\$0.00 \$0.00	\$14.34	
10032789482241440	FM 459 UNIT P43 EL MATON, TX 77440	08/12/2024 09/10/2024	196 -	\$7.54 \$17.82	\$0.00 \$0.00	\$25.36	
10032789476839781	190 AVENUE F ODLT 400HPS MARKHAM, TX 77456	08/20/2024 09/18/2024	155 -	\$5.95 \$15.59	\$0.00 \$0.00	\$21.54	
10032789426253880	190 AVENUE F UNIT ANNEX MARKHAM, TX 77456	08/20/2024 09/18/2024	286 3	\$10.99 \$23.33	\$0.00 \$0.00	\$34.32	
10032789476839780	190 AVENUE F UNIT COMM CNT MARKHAM, TX 77456	08/20/2024 09/18/2024	2,422 9	\$93.08 \$147.44	\$0.00 \$0.00	\$240.52	
10032789487564611	190 AVENUE F UNIT FIRESTA MARKHAM, TX 77456	08/20/2024 09/18/2024	1,008 -	\$38.72 \$67.63	\$0.00 \$0.00	\$106.35	
10032789461015050	190 AVENUE F UNIT JP OFF MARKHAM, TX 77456	08/20/2024 09/18/2024	1,139 -	\$43.75 \$75.65	\$0.00 \$0.00	\$119.40	
10032789427413670	1203 COUNTY ROAD 243 UNIT FIRESTA MATAGORDA, TX 77457	08/16/2024 09/16/2024	1,264 6	\$48.63 \$83.34	\$0.00 \$0.00	\$131.97	
10032789403973976	18 COUNTY ROAD 252 MATAGORDA, TX 77457	08/19/2024 09/17/2024	329 3	\$12.66 \$25.98	\$0.00 \$0.00	\$38.64	
10032789427542180	414 FISHER MATAGORDA, TX 77457	08/19/2024 09/17/2024	76 -	\$2.91 \$10.47	\$0.00 \$0.00	\$13.38	
10032789494278861	OLD GULF RD UNIT STATION COLLECT STA MATAGORDA, TX 77457	08/15/2024 09/15/2024	45 1	\$1.73 \$8.56	\$0.00 \$0.00	\$10.29	
10032789495257641	115 LAUREL MATAGORDA, TX 77457	08/19/2024 09/17/2024	360 3	\$13.84 \$27.89	\$0.00 \$0.00	\$41.73	
10032789417127397	772 LAUREL SEASONAL METER MATAGORDA, TX 77457	08/19/2024 09/17/2024	540 2	\$20.75 \$38.93	\$0.00 \$0.00	\$59.68	
10032789414370120	487 MAGNOLIA ST UNIT COUNTY MATAGORDA, TX 77457	08/19/2024 09/17/2024	1,811 9	\$69.64 \$116.89	\$0.00 \$0.00	\$186.53	
10032789446568110	637 MARKET ST UNIT FIRESTA MATAGORDA, TX 77457	08/19/2024 09/17/2024	3,332 18	\$128.15 \$255.23	\$0.00 \$0.00	\$383.38	
10032789432664941	2 RIVER BEND ODLT 400HPS MATAGORDA, TX 77457	08/19/2024 09/17/2024	155 -	\$5.95 \$15.59	\$0.00 \$0.00	\$21.54	
10032789492176731	HIGHWAY 111 ODL MIDFIELD, TX 77458	08/05/2024 09/03/2024	104 -	\$4.01 \$11.91	\$0.00 \$0.00	\$15.92	
10032789459047060	110 JUNETTA AVE MIDFIELD, TX 77458	08/05/2024 09/03/2024	2,024 13	\$78.16 \$182.33	\$0.00 \$0.00	\$260.49	
10032789459047061	110 JUNETTA ODLT 150HPS AL MIDFIELD, TX 77458	08/05/2024 09/03/2024	57 -	\$2.18 \$8.32	\$0.00 \$0.00	\$10.50	

DST 00072061



Customer Name: MATAGORDA COUNTY
Account Number: 100064844327
Invoice Number: 052003719023
Invoice Date: 10/12/2024

ESI ID Facility ID	Service Address	Start Service End Service	kWh Actual kW/kVA	Commercial TDU Charges	Commercial Taxes TDU Taxes	Total Charges	Flag
10032789461418841	RAWLS ODL MIDFIELD, TX 77458	08/05/2024 09/03/2024	104 -	\$4.01 \$11.20	\$0.00 \$0.00	\$15.21	
10032789433412700	RAWLS UNIT FIRESTA MIDFIELD, TX 77458	08/05/2024 09/03/2024	3,595 8	\$138.81 \$141.51	\$0.00 \$0.00	\$280.32	
10032789441468646	955 STREETLIGHT STLG 1000HPS MIDFIELD, TX 77458	08/27/2024 09/25/2024	367 -	\$14.07 \$31.31	\$0.00 \$0.00	\$45.38	
10032789440808411	405 COMMERCE ST PALACIOS, TX 77465-5468	08/21/2024 09/19/2024	3,195 10	\$123.97 \$165.30	\$0.00 \$0.00	\$289.27	
10032789474945242	25000 STATE HIGHWAY 35 S PALACIOS, TX 77465-1920	08/12/2024 09/10/2024	620 -	\$23.83 \$62.39	\$0.00 \$0.00	\$86.22	
10032789453394875	25000 STATE HIGHWAY 35 S UNIT OFFIC PALACIOS, TX 77465-1920	08/12/2024 09/10/2024	1,123 6	\$43.21 \$74.68	\$0.00 \$0.00	\$117.89	
10032789474945241	25000 STATE HIGHWAY 35 S UNIT P7 PALACIOS, TX 77465-1920	08/12/2024 09/10/2024	424 8	\$16.32 \$31.79	\$0.00 \$0.00	\$48.11	
1008901015815710800100	17817 WOOD PLEDGER, TX 77468-0000	08/19/2024 09/17/2024	1,062 13	\$40.84 \$139.96	\$0.00 \$0.00	\$180.80	

\$24,618.95

Flag Key
F - Final Bill
A - Adjusted Period
E - Estimated

Debits -

Current Charges **\$24,618.95**

Customer Name: MATAGORDA COUNTY
 Account Number: 100064844327
 Invoice Number: 052003719023
 Invoice Date: 10/12/2024

ESI ID Detail:

510

Service Address:

1700 7TH ST BAY CITY, TX 77414-5080

ESI ID: 10032789496308881

Product:

Fixed Price

Meter ID	Days	Read Type	Previous Read Date	Previous Meter Read	Current Read Date	Current Meter Read	Multiplier	Usage (kWh)	Actual kW/kVA	Billed kW/kVA
558026869	32	Actual	08/29/2024	✓ 56503	09/29/2024	57083	192.00	111360	200	199
TOTAL								111360	200	199

Electric Service Commercial

Service Period: 08/29/2024 to 09/29/2024 ✓

TXU Energy Fixed Price

Base Usage	111360 kWh @	\$ 0.0377995	\$4,209.35
Other Charges			\$2.14
Market Securitization (Debt) Financing			\$44.68
Other ERCOT Incremental AS Charges			\$8.31
PUC Assessment			\$7.13
Gross Receipts Reimb			\$86.90

Total Commercial Charges

\$4,358.51

Electric Service Distribution

Service Period: 08/29/2024 to 09/29/2024

Base Charge			\$2.02
Meter Charge			\$12.67
Distribution System Charge	198.7 kW @	\$ 4.869	\$967.47
Transmission Cost Recov Factor	198.7 kW @	\$ 4.587271	\$911.49
Distribution Cost Recovery	198.7 kW @	\$ 1.616428	\$321.18
Transition Charge (TC3)	198.7 kW @	\$ 0.718808	\$142.83
Storm Recovery Charge	198.7 kW @	\$ 0.22518	\$44.74
Storm Recovery Tax Credit	198.7 kW @	\$ 0.012576	\$2.50 CR
Regulatory Asset Recovery	198.7 kW @	\$ 0.052535	\$10.44
Energy Efficiency	111,360 kWh @	\$ 0.000902	\$100.45
TEEEF	198.7 kW @	\$ 0.22171	\$44.05
PUC Assessment			\$3.89
Gross Receipts Reimb			\$47.34

Total Distribution Charges

\$2,606.07

TOTAL CHARGES FOR ESI ID

\$6,964.58 ✓



Customer Name: MATAGORDA COUNTY
 Account Number: 100064844327
 Invoice Number: 052003719023
 Invoice Date: 10/12/2024

ESI ID Detail:

508

Service Address:

2200 7TH ST BAY CITY, TX 77414-5254

ESI ID: 10032789456726070

Product:

Fixed Price

Meter ID	Days	Read Type	Previous Read Date	Previous Meter Read	Current Read Date	Current Meter Read	Multiplier	Usage (kWh)	Actual kW/kVA	Billed kW/kVA
558785152	30	Actual	08/05/2024	✓ 86304	09/03/2024	87422	40.00	44720	120	120
TOTAL								44720	120	120

Electric Service Commercial

Service Period: 08/05/2024 to 09/03/2024 ✓

TXU Energy Fixed Price

Base Usage	44720 kWh @	\$ 0.0377995	\$1,690.39
Other Charges			\$1.19
Market Securitization (Debt) Financing			\$19.78
Other ERCOT Incremental AS Charges			\$13.68
PUC Assessment			\$2.89
Gross Receipts Reimb			\$35.15

Total Commercial Charges	\$1,763.08
---------------------------------	-------------------

Electric Service Distribution

Service Period: 08/05/2024 to 09/03/2024

Base Charge		\$2.02
Meter Charge		\$12.67
Distribution System Charge	119.6 kW @	\$ 4.869 \$582.33
Transmission Cost Recov Factor	119.6 kW @	\$ 4.587271 \$548.64
Distribution Cost Recovery	119.6 kW @	\$ 1.616428 \$193.32
Transition Charge (TC3)	119.6 kW @	\$ 0.718808 \$85.97
Storm Recovery Charge	119.6 kW @	\$ 0.22518 \$26.93
Storm Recovery Tax Credit	119.6 kW @	\$ 0.012576 \$1.50 CR
Regulatory Asset Recovery	119.6 kW @	\$ 0.052535 \$6.28
Energy Efficiency	44,720 kWh @	\$ 0.000902 \$40.34
TEEEF	119.6 kW @	\$ 0.22171 \$26.52
PUC Assessment		\$2.32
Gross Receipts Reimb		\$28.20

Total Distribution Charges	\$1,554.04
-----------------------------------	-------------------

TOTAL CHARGES FOR ESI ID	\$3,317.12 ✓
---------------------------------	---------------------

0000115 4/23

0000115 4/23

Customer Name: MATAGORDA COUNTY
 Account Number: 100064844327
 Invoice Number: 052003719023
 Invoice Date: 10/12/2024

ESI ID Detail:

508

Service Address:

2200 7TH ST UNIT FL BAY CITY, TX 77414-5254

ESI ID: 10032789456726072

Product:

Fixed Price

Meter ID	Days	Read Type	Previous Read Date	Previous Meter Read	Current Read Date	Current Meter Read	Multiplier	Usage (kWh)	Actual kW/kVA	Billed kW/kVA
7007055046SD	30	Actual	08/05/2024	0	09/03/2024	155	1.00	155		
TOTAL								155	0	0

Electric Service Commercial

Service Period: 08/05/2024 to 09/03/2024 ✓

TXU Energy Fixed Price

Base Usage	155 kWh @	\$ 0.0377995	\$5.86
Market Securitization (Debt) Financing			\$0.07
Other ERCOT Incremental AS Charges			\$0.03
PUC Assessment			\$0.01
Gross Receipts Reimb			\$0.12

Total Commercial Charges \$6.09

Electric Service Distribution

Service Period: 08/05/2024 to 09/03/2024

Outdoor Lighting - Facilities			\$5.26
Distribution System Charge	155 kWh @	\$ 0.0210968	\$3.27
Transmission Cost Recov Factor	155 kWh @	\$ 0.0126452	\$1.96
Distribution Cost Recovery	155 kWh @	\$ 0.0154194	\$2.39
Transition Charge (TC3)	155 kWh @	\$ 0.0091613	\$1.42
Storm Recovery Charge	155 kWh @	\$ 0.0074839	\$1.16
Storm Recovery Tax Credit	155 kWh @	\$ 0.0004516	\$0.07 CR
Regulatory Asset Recovery	155 kWh @	\$ 0.0002581	\$0.04
TEEEF	155 kWh @	\$ 0.0009032	\$0.14
PUC Assessment			\$0.02
Gross Receipts Reimb			\$0.26

Total Distribution Charges \$15.85

TOTAL CHARGES FOR ESI ID \$21.94 ✓

DST 00072061





Customer Name: MATAGORDA COUNTY
 Account Number: 100064844327
 Invoice Number: 052003719023
 Invoice Date: 10/12/2024

ESI ID Detail:

Service Address:

Product:

508

2200 7TH ST UNIT FL BAY CITY, TX 77414-5254

Fixed Price

ESI ID: 10032789456726071

Meter ID	Days	Read Type	Previous Read Date	Previous Meter Read	Current Read Date	Current Meter Read	Multiplier	Usage (kWh)	Actual kW/kVA	Billed kW/kVA
7007055012SD	30	Actual	08/05/2024	0	09/03/2024	✓ 208	1.00	208		
TOTAL								208	0	0

Electric Service Commercial

Service Period: 08/05/2024 to 09/03/2024 ✓

TXU Energy Fixed Price

Base Usage	208 kWh @	\$ 0.0377995	\$7.86
Market Securitization (Debt) Financing			\$0.09
Other ERCOT Incremental AS Charges			\$0.04
PUC Assessment			\$0.01
Gross Receipts Reimb			\$0.16

Total Commercial Charges \$8.16

Electric Service Distribution

Service Period: 08/05/2024 to 09/03/2024

Outdoor Lighting - Facilities			\$9.96
Distribution System Charge	208 kWh @	\$ 0.0210577	\$4.38
Transmission Cost Recov Factor	208 kWh @	\$ 0.0126923	\$2.64
Distribution Cost Recovery	208 kWh @	\$ 0.0153846	\$3.20
Transition Charge (TC3)	208 kWh @	\$ 0.0091827	\$1.91
Storm Recovery Charge	208 kWh @	\$ 0.0075	\$1.56
Storm Recovery Tax Credit	208 kWh @	\$ 0.0004327	\$0.09 CR
Regulatory Asset Recovery	208 kWh @	\$ 0.0002885	\$0.06
TEEEF	208 kWh @	\$ 0.0008654	\$0.18
PUC Assessment			\$0.03
Gross Receipts Reimb			\$0.41

Total Distribution Charges \$24.24

TOTAL CHARGES FOR ESI ID \$32.40 ✓

Customer Name: MATAGORDA COUNTY
 Account Number: 100064844327
 Invoice Number: 052003719023
 Invoice Date: 10/12/2024

612

ESI ID Detail:

Service Address: NICHOLS AVE UNIT 400FLD2 BAY CITY, TX 77414
 Product: Fixed Price

ESI ID: 10032789485513551

Meter ID	Days	Read Type	Previous Read Date	Previous Meter Read	Current Read Date	Current Meter Read	Multiplier	Usage (kWh)	Actual kW/kVA	Billed kW/kVA
7007116651SD	30	Actual	08/27/2024	0	09/25/2024	✓ 155	1.00	155		
TOTAL								155	0	0

Electric Service Commercial

Service Period: 08/27/2024 to 09/25/2024 ✓

TXU Energy Fixed Price

Base Usage	155 kWh @	\$ 0.0377995	\$5.86
Market Securitization (Debt) Financing			\$0.06
Other ERCOT Incremental AS Charges			\$0.01
PUC Assessment			\$0.01

Total Commercial Charges \$5.94

Electric Service Distribution

Service Period: 08/27/2024 to 09/25/2024

Outdoor Lighting - Facilities			\$5.26
Distribution System Charge	155 kWh @	\$ 0.0210968	\$3.27
Transmission Cost Recov Factor	155 kWh @	\$ 0.0126452	\$1.96
Distribution Cost Recovery	155 kWh @	\$ 0.0154194	\$2.39
Transition Charge (TC3)	155 kWh @	\$ 0.0091613	\$1.42
Storm Recovery Charge	155 kWh @	\$ 0.0074839	\$1.16
Storm Recovery Tax Credit	155 kWh @	\$ 0.0004516	\$0.07 CR
Regulatory Asset Recovery	155 kWh @	\$ 0.0002581	\$0.04
TEEEF	155 kWh @	\$ 0.0009032	\$0.14
PUC Assessment			\$0.02

Total Distribution Charges \$15.59

TOTAL CHARGES FOR ESI ID \$21.53 ✓



Customer Name: MATAGORDA COUNTY
 Account Number: 100064844327
 Invoice Number: 052003719023
 Invoice Date: 10/12/2024

ESI ID Detail:

512

Service Address: 2323 AVENUE E BAY CITY, TX 77414-6001
 Product: Fixed Price

ESI ID: 10032789405892401

Meter ID	Days	Read Type	Previous Read Date	Previous Meter Read	Current Read Date	Current Meter Read	Multiplier	Usage (kWh)	Actual kW/kVA	Billed kW/kVA
7006958123SD	32	Actual	08/29/2024	0	09/29/2024	✓ 104	1.00	104		
TOTAL								104	0	0

Electric Service Commercial

Service Period: 08/29/2024 to 09/29/2024 ✓

TXU Energy Fixed Price

Base Usage	104 kWh @	\$ 0.0377995	\$3.93
Market Securitization (Debt) Financing			\$0.04
Other ERCOT Incremental AS Charges			\$0.01
PUC Assessment			\$0.01
Gross Receipts Reimb			\$0.08

Total Commercial Charges \$4.07

Electric Service Distribution

Service Period: 08/29/2024 to 09/29/2024

Outdoor Lighting - Facilities			\$4.98
Distribution System Charge	104 kWh @	\$ 0.0210577	\$2.19
Transmission Cost Recov Factor	104 kWh @	\$ 0.0126923	\$1.32
Distribution Cost Recovery	104 kWh @	\$ 0.0153846	\$1.60
Transition Charge (TC3)	104 kWh @	\$ 0.0091346	\$0.95
Storm Recovery Charge	104 kWh @	\$ 0.0075	\$0.78
Storm Recovery Tax Credit	104 kWh @	\$ 0.0004808	\$0.05 CR
Regulatory Asset Recovery	104 kWh @	\$ 0.0002885	\$0.03
TEEEF	104 kWh @	\$ 0.0008654	\$0.09
PUC Assessment			\$0.02
Gross Receipts Reimb			\$0.21

Total Distribution Charges \$12.12

TOTAL CHARGES FOR ESI ID \$16.19 ✓

000114 4/20

Customer Name: MATAGORDA COUNTY
 Account Number: 100064844327
 Invoice Number: 052003719023
 Invoice Date: 10/12/2024

ESI ID Detail:

Service Address: 2323 AVENUE E BAY CITY, TX 77414-6001
 Product: Fixed Price

ESI ID: 10032789405892400

512

Meter ID	Days	Read Type	Previous Read Date	Previous Meter Read	Current Read Date	Current Meter Read	Multiplier	Usage (kWh)	Actual kW/kVA	Billed kW/kVA
558782187	32	Actual	08/29/2024	✓ 45344	09/29/2024	45715	192.00	71232	121	122
TOTAL								71232	121	122

Electric Service Commercial

Service Period: 08/29/2024 to 09/29/2024 ✓

TXU Energy Fixed Price

Base Usage	71232 kWh @	\$ 0.0377995	\$2,692.53
Other Charges			\$1.37
Market Securitization (Debt) Financing			\$28.58
Other ERCOT Incremental AS Charges			\$5.32
PUC Assessment			\$4.56
Gross Receipts Reimb			\$55.58

Total Commercial Charges \$2,787.94

Electric Service Distribution

Service Period: 08/29/2024 to 09/29/2024

Base Charge			\$2.02
Meter Charge			\$12.67
Distribution System Charge	121.7 kW @	\$ 4.869	\$592.56
Transmission Cost Recov Factor	121.7 kW @	\$ 4.587271	\$558.27
Distribution Cost Recovery	121.7 kW @	\$ 1.616428	\$196.72
Transition Charge (TC3)	121.7 kW @	\$ 0.718808	\$87.48
Storm Recovery Charge	121.7 kW @	\$ 0.22518	\$27.40
Storm Recovery Tax Credit	121.7 kW @	\$ 0.012576	\$1.53 CR
Regulatory Asset Recovery	121.7 kW @	\$ 0.052535	\$6.39
Energy Efficiency	71,232 kWh @	\$ 0.000902	\$64.25
TEEEF	121.7 kW @	\$ 0.22171	\$26.98
PUC Assessment			\$2.39
Gross Receipts Reimb			\$29.17

Total Distribution Charges \$1,604.77

TOTAL CHARGES FOR ESI ID \$4,392.71 ✓

DST 00072061





Customer Name: MATAGORDA COUNTY
 Account Number: 100064844327
 Invoice Number: 052003719023
 Invoice Date: 10/12/2024

560

ESI ID Detail:

Service Address:

2308 AVENUE F BAY CITY, TX 77414-6045

ESI ID: 10032789485567631

Product:

Fixed Price

Meter ID	Days	Read Type	Previous Read Date	Previous Meter Read	Current Read Date	Current Meter Read	Multiplier	Usage (kWh)	Actual kW/kVA	Billed kW/kVA
558782938	32	Actual	08/29/2024	✓ 22740	09/29/2024	22933	80.00	15440	35	35
TOTAL								15440	35	35

Electric Service Commercial

Service Period: 08/29/2024 to 09/29/2024 ✓

TXU Energy Fixed Price

Base Usage	15440 kWh @	\$ 0.0377995	\$583.62
Other Charges			\$0.31
Market Securitization (Debt) Financing			\$6.20
Other ERCOT Incremental AS Charges			\$1.25
PUC Assessment			\$0.99
Gross Receipts Reimb			\$12.05

Total Commercial Charges	\$604.42
---------------------------------	-----------------

Electric Service Distribution

Service Period: 08/29/2024 to 09/29/2024

Base Charge			\$2.02
Meter Charge			\$12.67
Distribution System Charge	35.1 kW @	\$ 4.869	\$170.90
Transmission Cost Recov Factor	35.1 kW @	\$ 4.587271	\$161.01
Distribution Cost Recovery	35.1 kW @	\$ 1.616428	\$56.74
Transition Charge (TC3)	35.1 kW @	\$ 0.718808	\$25.23
Storm Recovery Charge	35.1 kW @	\$ 0.22518	\$7.90
Storm Recovery Tax Credit	35.1 kW @	\$ 0.012576	\$0.44 CR
Regulatory Asset Recovery	35.1 kW @	\$ 0.052535	\$1.84
Energy Efficiency	15,440 kWh @	\$ 0.000902	\$13.93
TEEEF	35.1 kW @	\$ 0.22171	\$7.78
PUC Assessment			\$0.70
Gross Receipts Reimb			\$8.53

Total Distribution Charges	\$468.81
-----------------------------------	-----------------

TOTAL CHARGES FOR ESI ID	\$1,073.23 ✓
---------------------------------	---------------------

Customer Name: MATAGORDA COUNTY
 Account Number: 100064844327
 Invoice Number: 052003719023
 Invoice Date: 10/12/2024

509
CTOB

ESI ID Detail:

Service Address:

Product:

2021 AVENUE G BLDG 1 BAY CITY, TX 77414-5003

Fixed Price

ESI ID: 10032789499291957

Meter ID	Days	Read Type	Previous Read Date	Previous Meter Read	Current Read Date	Current Meter Read	Multiplier	Usage (kWh)	Actual kW/kVA	Billed kW/kVA
558782912	32	Actual	08/29/2024	✓ 125601	09/29/2024	126569	40.00	38720	82	81
TOTAL								38720	82	81

Electric Service Commercial

Service Period: 08/29/2024 to 09/29/2024 ✓

TXU Energy Fixed Price

Base Usage	38720 kWh @	\$ 0.0377995	\$1,463.60
Other Charges			\$0.74
Market Securitization (Debt) Financing			\$15.54
Other ERCOT Incremental AS Charges			\$2.89
PUC Assessment			\$2.48
Gross Receipts Reimb			\$30.21

Total Commercial Charges \$1,515.46

Electric Service Distribution

Service Period: 08/29/2024 to 09/29/2024

Base Charge			\$2.02
Meter Charge			\$12.67
Distribution System Charge	81.4 kW @	\$ 4.869	\$396.34
Transmission Cost Recov Factor	81.4 kW @	\$ 4.587271	\$373.40
Distribution Cost Recovery	81.4 kW @	\$ 1.616428	\$131.58
Transition Charge (TC3)	88.4 kW @	\$ 0.718808	\$63.54
Storm Recovery Charge	88.4 kW @	\$ 0.22518	\$19.91
Storm Recovery Tax Credit	88.4 kW @	\$ 0.012576	\$1.11 CR
Regulatory Asset Recovery	81.4 kW @	\$ 0.052535	\$4.28
Energy Efficiency	38,720 kWh @	\$ 0.000902	\$34.93
TEEEF	81.4 kW @	\$ 0.22171	\$18.05
PUC Assessment			\$1.60
Gross Receipts Reimb			\$19.44

Total Distribution Charges \$1,076.65

TOTAL CHARGES FOR ESI ID \$2,592.11 ✓



Customer Name: MATAGORDA COUNTY
 Account Number: 100064844327
 Invoice Number: 052003719023
 Invoice Date: 10/12/2024

661

ESI ID Detail:

Service Address:

4511 FM 2668 UNIT 1 BAY CITY, TX 77414-3991

ESI ID: 10032789419218250

Product:

Fixed Price

Meter ID	Days	Read Type	Previous Read Date	Previous Meter Read	Current Read Date	Current Meter Read	Multiplier	Usage (kWh)	Actual kW/kVA	Billed kW/kVA
592403229	30	Actual	08/07/2024	✓ 1478	09/05/2024	1521	160.00	6880	38	39
TOTAL								6880	38	39

Electric Service Commercial

Service Period: 08/07/2024 to 09/05/2024 ✓

TXU Energy Fixed Price

Base Usage	6880 kWh @	\$ 0.0377995	\$260.06
Other Charges			\$0.16
Market Securitization (Debt) Financing			\$2.76
Other ERCOT Incremental AS Charges			\$1.58
PUC Assessment			\$0.44

Total Commercial Charges \$265.00

Electric Service Distribution

Service Period: 08/07/2024 to 09/05/2024

Base Charge			\$2.02
Meter Charge			\$12.67
Distribution System Charge	38.7 kW @	\$ 4.869	\$188.43
Transmission Cost Recov Factor	38.7 kW @	\$ 4.587271	\$177.53
Distribution Cost Recovery	38.7 kW @	\$ 1.616428	\$62.56
Transition Charge (TC3)	6,880 kWh @	\$ 0.00916	\$63.02
Storm Recovery Charge	77.4 kW @	\$ 0.22518	\$17.43
Storm Recovery Tax Credit	77.4 kW @	\$ 0.012576	\$0.97 CR
Regulatory Asset Recovery	38.7 kW @	\$ 0.052535	\$2.03
Energy Efficiency	6,880 kWh @	\$ 0.000902	\$6.21
TEEEF	38.7 kW @	\$ 0.22171	\$8.58
PUC Assessment			\$0.75

Total Distribution Charges \$540.26

TOTAL CHARGES FOR ESI ID \$805.26 ✓

TXU ENERGY SERVICES, L.P.

Customer Name: MATAGORDA COUNTY
 Account Number: 100064844327
 Invoice Number: 052003719023
 Invoice Date: 10/12/2024

ESI ID Detail:

Service Address:

4511 FM 2668 UNIT 2 BAY CITY, TX 77414-3991

ESI ID: 10032789474465420

Product:

Fixed Price

Meter ID	Days	Read Type	Previous Read Date	Previous Meter Read	Current Read Date	Current Meter Read	Multiplier	Usage (kWh)	Actual kW/kVA	Billed kW/kVA
592402234	30	Actual	08/07/2024	✓ 254	09/05/2024	307	100.00	5300	34	34
TOTAL								5300	34	34

Electric Service Commercial

Service Period: 08/07/2024 to 09/05/2024 ✓

TXU Energy Fixed Price

Base Usage	5300 kWh @	\$ 0.0377995	\$200.34
Other Charges			\$0.12
Market Securitization (Debt) Financing			\$2.12
Other ERCOT Incremental AS Charges			\$1.22
PUC Assessment			\$0.34

Total Commercial Charges \$204.14

Electric Service Distribution

Service Period: 08/07/2024 to 09/05/2024

Base Charge			\$2.02
Meter Charge			\$12.67
Distribution System Charge	34 kW @	\$ 4.869	\$165.55
Transmission Cost Recov Factor	34 kW @	\$ 4.587271	\$155.97
Distribution Cost Recovery	34 kW @	\$ 1.616428	\$54.96
Transition Charge (TC3)	5,300 kWh @	\$ 0.00916	\$48.55
Storm Recovery Charge	40.4 kW @	\$ 0.22518	\$9.10
Storm Recovery Tax Credit	40.4 kW @	\$ 0.012576	\$0.51 CR
Regulatory Asset Recovery	34 kW @	\$ 0.052535	\$1.79
Energy Efficiency	5,300 kWh @	\$ 0.000902	\$4.78
TEEEF	34 kW @	\$ 0.22171	\$7.54
PUC Assessment			\$0.66

Total Distribution Charges \$463.08

TOTAL CHARGES FOR ESI ID \$667.22 ✓





Customer Name: MATAGORDA COUNTY
 Account Number: 100064844327
 Invoice Number: 052003719023
 Invoice Date: 10/12/2024

ESI ID Detail:

Service Address:

4511 FM 2668 UNIT 3 BAY CITY, TX 77414-3991

ESI ID: 10032789406762840

Product:

Fixed Price

Meter ID	Days	Read Type	Previous Read Date	Previous Meter Read	Current Read Date	Current Meter Read	Multiplier	Usage (kWh)	Actual kW/kVA	Billed kW/kVA
171155561	30	Actual	08/07/2024	✓ 14616	09/05/2024	15037	1.00	421	4	4
TOTAL								421	4	4

Electric Service Commercial

Service Period: 08/07/2024 to 09/05/2024 ✓

TXU Energy Fixed Price

Base Usage	421 kWh @	\$ 0.0377995	\$15.91
Other Charges			\$0.01
Market Securitization (Debt) Financing			\$0.17
Other ERCOT Incremental AS Charges			\$0.10
PUC Assessment			\$0.03

Total Commercial Charges \$16.22

Electric Service Distribution

Service Period: 08/07/2024 to 09/05/2024

Base Charge			\$2.02
Meter Charge			\$12.67
Distribution System Charge	4 kW @	\$ 4.869	\$19.48
Transmission Cost Recov Factor	4 kW @	\$ 4.587271	\$18.35
Distribution Cost Recovery	4 kW @	\$ 1.616428	\$6.47
Transition Charge (TC3)	22.5 kW @	\$ 0.718808	\$16.17
Storm Recovery Charge	22.5 kW @	\$ 0.22518	\$5.07
Storm Recovery Tax Credit	22.5 kW @	\$ 0.012576	\$0.28 CR
Regulatory Asset Recovery	4 kW @	\$ 0.052535	\$0.21
Energy Efficiency	421 kWh @	\$ 0.000902	\$0.38
TEEEF	4 kW @	\$ 0.22171	\$0.89
PUC Assessment			\$0.10

Total Distribution Charges \$81.53

TOTAL CHARGES FOR ESI ID \$97.75 ✓

000115 0/20

000115 0/20

Customer Name: MATAGORDA COUNTY
 Account Number: 100064844327
 Invoice Number: 052003719023
 Invoice Date: 10/12/2024

661

ESI ID Detail:

Service Address:

4511 FM 2668 UNIT 4 BAY CITY, TX 77414-3991

ESI ID: 10032789499566851

Product:

Fixed Price

Meter ID	Days	Read Type	Previous Read Date	Previous Meter Read	Current Read Date	Current Meter Read	Multiplier	Usage (kWh)	Actual kW/kVA	Billed kW/kVA
119431781	30	Actual	08/07/2024	✓ 22571	09/05/2024	23547	1.00	976	15	15
TOTAL								976	15	15

Electric Service Commercial

Service Period: 08/07/2024 to 09/05/2024 ✓

TXU Energy Fixed Price

Base Usage	976 kWh @	\$ 0.0377995	\$36.89
Other Charges			\$0.02
Market Securitization (Debt) Financing			\$0.39
Other ERCOT Incremental AS Charges			\$0.22
PUC Assessment			\$0.06

Total Commercial Charges \$37.58

Electric Service Distribution

Service Period: 08/07/2024 to 09/05/2024

Base Charge			\$2.02
Meter Charge			\$12.67
Distribution System Charge	14.7 kW @	\$ 4.869	\$71.57
Transmission Cost Recov Factor	14.7 kW @	\$ 4.587271	\$67.43
Distribution Cost Recovery	14.7 kW @	\$ 1.616428	\$23.76
Transition Charge (TC3)	976 kWh @	\$ 0.00916	\$8.94
Storm Recovery Charge	14.7 kW @	\$ 0.22518	\$3.31
Storm Recovery Tax Credit	14.7 kW @	\$ 0.012576	\$0.18 CR
Regulatory Asset Recovery	14.7 kW @	\$ 0.052535	\$0.77
Energy Efficiency	976 kWh @	\$ 0.000902	\$0.88
TEEEF	14.7 kW @	\$ 0.22171	\$3.26
PUC Assessment			\$0.30

Total Distribution Charges \$194.73

TOTAL CHARGES FOR ESI ID \$232.31 ✓

DST 00072061





Customer Name: MATAGORDA COUNTY
 Account Number: 100064844327
 Invoice Number: 052003719023
 Invoice Date: 10/12/2024

ESI ID Detail:

661

Service Address:

4511 FM 2668 UNIT 5 BAY CITY, TX 77414-3991

ESI ID: 10032789444026850

Product:

Fixed Price

Meter ID	Days	Read Type	Previous Read Date	Previous Meter Read	Current Read Date	Current Meter Read	Multiplier	Usage (kWh)	Actual kW/kVA	Billed kW/kVA
151900075	30	Actual	08/07/2024	✓ 26379	09/05/2024	26820	1.00	441	21	21
TOTAL								441	21	21

Electric Service Commercial

Service Period: 08/07/2024 to 09/05/2024 ✓

TXU Energy Fixed Price

Base Usage	441 kWh @	\$ 0.0377995	\$16.67
Other Charges			\$0.01
Market Securitization (Debt) Financing			\$0.17
Other ERCOT Incremental AS Charges			\$0.10
PUC Assessment			\$0.03

Total Commercial Charges \$16.98

Electric Service Distribution

Service Period: 08/07/2024 to 09/05/2024

Base Charge			\$2.02
Meter Charge			\$12.67
Distribution System Charge	20.6 kW @	\$ 4.869	\$100.30
Transmission Cost Recov Factor	20.6 kW @	\$ 4.587271	\$94.50
Distribution Cost Recovery	20.6 kW @	\$ 1.616428	\$33.30
Transition Charge (TC3)	20.6 kW @	\$ 0.718808	\$14.81
Storm Recovery Charge	20.6 kW @	\$ 0.22518	\$4.64
Storm Recovery Tax Credit	20.6 kW @	\$ 0.012576	\$0.26 CR
Regulatory Asset Recovery	20.6 kW @	\$ 0.052535	\$1.08
Energy Efficiency	441 kWh @	\$ 0.000902	\$0.40
TEEEF	20.6 kW @	\$ 0.22171	\$4.57
PUC Assessment			\$0.41

Total Distribution Charges \$268.44

TOTAL CHARGES FOR ESI ID \$285.42 ✓

0000115 10/12/2024

Customer Name: MATAGORDA COUNTY
 Account Number: 100064844327
 Invoice Number: 052003719023
 Invoice Date: 10/12/2024

ESI ID Detail:

661

Service Address:

4511 FM 2668 UNIT 6 BAY CITY, TX 77414-3991

ESI ID: 10032789407891290

Product:

Fixed Price

Meter ID	Days	Read Type	Previous Read Date	Previous Meter Read	Current Read Date	Current Meter Read	Multiplier	Usage (kWh)	Actual kW/kVA	Billed kW/kVA
200574765	30	Actual	08/07/2024	✓ 63806	09/05/2024	65013	1.00	1207	10	10
TOTAL								1207	10	10

Electric Service Commercial

Service Period: 08/07/2024 to 09/05/2024 ✓

TXU Energy Fixed Price

Base Usage	1207 kWh @	\$ 0.0377995	\$45.62
Other Charges			\$0.03
Market Securitization (Debt) Financing			\$0.48
Other ERCOT Incremental AS Charges			\$0.28
PUC Assessment			\$0.08

Total Commercial Charges \$46.49

Electric Service Distribution

Service Period: 08/07/2024 to 09/05/2024

Base Charge			\$2.02
Meter Charge			\$12.67
Distribution System Charge	10.4 kW @	\$ 4.869	\$50.64
Transmission Cost Recov Factor	10.4 kW @	\$ 4.587271	\$47.71
Distribution Cost Recovery	10.4 kW @	\$ 1.616428	\$16.81
Transition Charge (TC3)	1,207 kWh @	\$ 0.00916	\$11.06
Storm Recovery Charge	26.4 kW @	\$ 0.22518	\$5.94
Storm Recovery Tax Credit	26.4 kW @	\$ 0.012576	\$0.33 CR
Regulatory Asset Recovery	10.4 kW @	\$ 0.052535	\$0.55
Energy Efficiency	1,207 kWh @	\$ 0.000902	\$1.09
TEEEF	10.4 kW @	\$ 0.22171	\$2.31
PUC Assessment			\$0.22

Total Distribution Charges \$150.69

TOTAL CHARGES FOR ESI ID \$197.18 ✓



Customer Name: MATAGORDA COUNTY
 Account Number: 100064844327
 Invoice Number: 052003719023
 Invoice Date: 10/12/2024

ESI ID Detail:

(del)

Service Address:

4511 FM 2668 UNIT 7 BAY CITY, TX 77414-3991

ESI ID: 10032789420166760

Product:

Fixed Price

Meter ID	Days	Read Type	Previous Read Date	Previous Meter Read	Current Read Date	Current Meter Read	Multiplier	Usage (kWh)	Actual kW/kVA	Billed kW/kVA
200229223	30	Actual	08/07/2024	✓ 131	09/05/2024	144	1.00	13	0	0
TOTAL								13	0	0

Electric Service Commercial

Service Period: 08/07/2024 to 09/05/2024 ✓

TXU Energy Fixed Price

Base Usage

13 kWh @ \$ 0.0377995

\$0.49

Market Securitization (Debt) Financing

\$0.01

Total Commercial Charges

\$0.50

Electric Service Distribution

Service Period: 08/07/2024 to 09/05/2024

Base Charge

\$1.40

Meter Charge

\$4.39

Distribution System Charge

13 kWh @ \$ 0.021093

\$0.27

Transmission Cost Recov Factor

13 kWh @ \$ 0.012673

\$0.16

Distribution Cost Recovery

13 kWh @ \$ 0.015405

\$0.20

Transition Charge (TC3)

13 kWh @ \$ 0.00916

\$0.12

Storm Recovery Charge

13 kWh @ \$ 0.001259

\$0.02

Energy Efficiency

13 kWh @ \$ 0.000681

\$0.01

TEEEF

13 kWh @ \$ 0.00088

\$0.01

PUC Assessment

\$0.01

Total Distribution Charges

\$6.59

TOTAL CHARGES FOR ESI ID

\$7.09 ✓

Customer Name: MATAGORDA COUNTY
Account Number: 100064844327
Invoice Number: 052003719023
Invoice Date: 10/12/2024

ESI ID Detail:

Service Address:

Product:

661

4511 FM 2668 UNIT 8 BAY CITY, TX 77414-3991

Fixed Price

ESI ID: 10032789419036321

Meter ID	Days	Read Type	Previous Read Date	Previous Meter Read	Current Read Date	Current Meter Read	Multiplier	Usage (kWh)	Actual kW/kVA	Billed kW/kVA
125243718	30	Actual	08/07/2024	✓ 14095	09/05/2024	14097	1.00	2		
TOTAL								2	0	0

Electric Service Commercial

Service Period: 08/07/2024 to 09/05/2024 ✓

TXU Energy Fixed Price

Base Usage

2 kWh @ \$ 0.0377995 \$0.08

Total Commercial Charges

\$0.08

Electric Service Distribution

Service Period: 08/07/2024 to 09/05/2024

Base Charge

\$1.40

Meter Charge

\$4.39

Distribution System Charge

2 kWh @ \$ 0.021093 \$0.04

Transmission Cost Recov Factor

2 kWh @ \$ 0.012673 \$0.03

Distribution Cost Recovery

2 kWh @ \$ 0.015405 \$0.03

Transition Charge (TC3)

2 kWh @ \$ 0.00916 \$0.02

PUC Assessment

\$0.01

Total Distribution Charges

\$5.92

TOTAL CHARGES FOR ESI ID

\$6.00 ✓



Customer Name: MATAGORDA COUNTY
 Account Number: 100064844327
 Invoice Number: 052003719023
 Invoice Date: 10/12/2024

661

ESI ID Detail:

Service Address:

4511 FM 2668 UNIT 9 BAY CITY, TX 77414-3991

ESI ID: 10032789443561762

Product:

Fixed Price

Meter ID	Days	Read Type	Previous Read Date	Previous Meter Read	Current Read Date	Current Meter Read	Multiplier	Usage (kWh)	Actual kW/kVA	Billed kW/kVA
590613354	30	Actual	08/07/2024	1011	09/05/2024	1017	40.00	240	5	5
TOTAL								240	5	5

Electric Service Commercial

Service Period: 08/07/2024 to 09/05/2024 ✓

TXU Energy Fixed Price

Base Usage	240 kWh @	\$ 0.0377995	\$9.07
Other Charges			\$0.01
Market Securitization (Debt) Financing			\$0.09
Other ERCOT Incremental AS Charges			\$0.06
PUC Assessment			\$0.02

Total Commercial Charges \$9.25

Electric Service Distribution

Service Period: 08/07/2024 to 09/05/2024

Base Charge			\$2.02
Meter Charge			\$12.67
Distribution System Charge	4.7 kW @	\$ 4.869	\$22.88
Transmission Cost Recov Factor	4.7 kW @	\$ 4.587271	\$21.56
Distribution Cost Recovery	4.7 kW @	\$ 1.616428	\$7.60
Transition Charge (TC3)	240 kWh @	\$ 0.00916	\$2.20
Storm Recovery Charge	16.3 kW @	\$ 0.22518	\$3.67
Storm Recovery Tax Credit	16.3 kW @	\$ 0.012576	\$0.20 CR
Regulatory Asset Recovery	4.7 kW @	\$ 0.052535	\$0.25
Energy Efficiency	240 kWh @	\$ 0.000902	\$0.22
TEEEF	4.7 kW @	\$ 0.22171	\$1.04
PUC Assessment			\$0.11

Total Distribution Charges \$74.02

TOTAL CHARGES FOR ESI ID \$83.27 ✓



Customer Name: MATAGORDA COUNTY
 Account Number: 100064844327
 Invoice Number: 052003719023
 Invoice Date: 10/12/2024

ESI ID Detail:

Service Address: HAMMAN RD ODLT 400HPS AL BAY CITY, TX 77414
 Product: Fixed Price

ESI ID: 10032789443561763

Meter ID	Days	Read Type	Previous Read Date	Previous Meter Read	Current Read Date	Current Meter Read	Multiplier	Usage (kWh)	Actual kW/kVA	Billed kW/kVA
7005516394SD	32	Actual	08/08/2024	0	09/08/2024	✓ 310	1.00	310		
TOTAL								310	0	0

Electric Service Commercial

Service Period: 08/08/2024 to 09/08/2024 ✓

TXU Energy Fixed Price

Base Usage	310 kWh @	\$ 0.0377995	\$11.72
Market Securitization (Debt) Financing			\$0.12
Other ERCOT Incremental AS Charges			\$0.05
PUC Assessment			\$0.02
Gross Receipts Reimb			\$0.24

Total Commercial Charges \$12.15

Electric Service Distribution

Service Period: 08/08/2024 to 09/08/2024

Outdoor Lighting - Facilities			\$10.52
Distribution System Charge	310 kWh @	\$ 0.0210968	\$6.54
Transmission Cost Recov Factor	310 kWh @	\$ 0.0126774	\$3.93
Distribution Cost Recovery	310 kWh @	\$ 0.0154194	\$4.78
Transition Charge (TC3)	310 kWh @	\$ 0.0091613	\$2.84
Storm Recovery Charge	310 kWh @	\$ 0.0074839	\$2.32
Storm Recovery Tax Credit	310 kWh @	\$ 0.0004194	\$0.13 CR
Regulatory Asset Recovery	310 kWh @	\$ 0.0002581	\$0.08
TEEEF	310 kWh @	\$ 0.000871	\$0.27
PUC Assessment			\$0.04
Gross Receipts Reimb			\$0.52

Total Distribution Charges \$31.71

TOTAL CHARGES FOR ESI ID \$43.86 ✓





Customer Name: MATAGORDA COUNTY
 Account Number: 100064844327
 Invoice Number: 052003719023
 Invoice Date: 10/12/2024

42

ESI ID Detail:

Service Address:

STATE HIGHWAY 60 STLG 250HPSA BAY CITY, TX 77414

ESI ID: 10032789423558520

Product:

Fixed Price

Meter ID	Days	Read Type	Previous Read Date	Previous Meter Read	Current Read Date	Current Meter Read	Multiplier	Usage (kWh)	Actual kW/kVA	Billed kW/kVA
7006982603SD	32	Actual	08/22/2024	0	09/22/2024	✓ 104	1.00	104		
TOTAL								104	0	0

Electric Service Commercial

Service Period: 08/22/2024 to 09/22/2024 ✓

TXU Energy Fixed Price

Base Usage	104 kWh @	\$ 0.0377995	\$3.93
Market Securitization (Debt) Financing			\$0.04
Other ERCOT Incremental AS Charges			\$0.01
PUC Assessment			\$0.01

Total Commercial Charges \$3.99

Electric Service Distribution

Service Period: 08/22/2024 to 09/22/2024

Base Charge			\$1.40
Street Lighting - Facilities			\$7.66
Distribution System Charge	104 kWh @	\$ 0.0210577	\$2.19
Transmission Cost Recov Factor	104 kWh @	\$ 0.0126923	\$1.32
Distribution Cost Recovery	104 kWh @	\$ 0.0153846	\$1.60
Transition Charge (TC3)	104 kWh @	\$ 0.0049038	\$0.51
Storm Recovery Charge	104 kWh @	\$ 0.0075	\$0.78
Storm Recovery Tax Credit	104 kWh @	\$ 0.0004808	\$0.05 CR
Regulatory Asset Recovery	104 kWh @	\$ 0.0002885	\$0.03
TEEEF	104 kWh @	\$ 0.0008654	\$0.09
PUC Assessment			\$0.02

Total Distribution Charges \$15.55

TOTAL CHARGES FOR ESI ID \$19.54 ✓

Customer Name: MATAGORDA COUNTY
 Account Number: 100064844327
 Invoice Number: 052003719023
 Invoice Date: 10/12/2024

612

ESI ID Detail:

Service Address: 2604 NICHOLS AVE BAY CITY, TX 77414-6958
 Product: Fixed Price

ESI ID: 10032789459112270

Meter ID	Days	Read Type	Previous Read Date	Previous Meter Read	Current Read Date	Current Meter Read	Multiplier	Usage (kWh)	Actual kW/kVA	Billed kW/kVA
122240792	30	Actual	08/07/2024	✓ 239787	09/05/2024	242467	1.00	2680	9	0
TOTAL								2680	9	0

Electric Service Commercial

Service Period: 08/07/2024 to 09/05/2024 ✓

TXU Energy Fixed Price

Base Usage	2680 kWh @	\$ 0.0377995	\$101.30
Other Charges			\$0.06
Market Securitization (Debt) Financing			\$1.07
Other ERCOT Incremental AS Charges			\$0.62
PUC Assessment			\$0.17
Gross Receipts Reimb			\$2.10

Total Commercial Charges \$105.32

Electric Service Distribution

Service Period: 08/07/2024 to 09/05/2024

Base Charge			\$1.40
Meter Charge			\$4.39
Distribution System Charge	2,680 kWh @	\$ 0.021093	\$56.53
Transmission Cost Recov Factor	2,680 kWh @	\$ 0.012673	\$33.96
Distribution Cost Recovery	2,680 kWh @	\$ 0.015405	\$41.29
Transition Charge (TC3)	2,680 kWh @	\$ 0.00916	\$24.55
Storm Recovery Charge	2,680 kWh @	\$ 0.001259	\$3.37
Storm Recovery Tax Credit	2,680 kWh @	\$ 0.000063	\$0.17 CR
Regulatory Asset Recovery	2,680 kWh @	\$ 0.000171	\$0.46
Energy Efficiency	2,680 kWh @	\$ 0.000681	\$1.83
TEEEF	2,680 kWh @	\$ 0.00088	\$2.36
PUC Assessment			\$0.23
Gross Receipts Reimb			\$2.85

Total Distribution Charges \$173.05

TOTAL CHARGES FOR ESI ID \$278.37 ✓



Customer Name: MATAGORDA COUNTY
 Account Number: 100064844327
 Invoice Number: 052003719023
 Invoice Date: 10/12/2024

ESI ID Detail:

612

Service Address:

3588 1/2 NICHOLS AVE BAY CITY, TX 77414-7383

ESI ID: 10032789479928771

Product:

Fixed Price

Meter ID	Days	Read Type	Previous Read Date	Previous Meter Read	Current Read Date	Current Meter Read	Multiplier	Usage (kWh)	Actual kW/kVA	Billed kW/kVA
7005770635SD	30	Actual	08/07/2024	0	09/05/2024	✓ 57	1.00	57		
TOTAL								57	0	0

Electric Service Commercial

Service Period: 08/07/2024 to 09/05/2024 ✓

TXU Energy Fixed Price

Base Usage	57 kWh @	\$ 0.0377995	\$2.15
Market Securitization (Debt) Financing			\$0.02
Other ERCOT Incremental AS Charges			\$0.01
Gross Receipts Reimb			\$0.04

Total Commercial Charges \$2.22

Electric Service Distribution

Service Period: 08/07/2024 to 09/05/2024

Outdoor Lighting - Facilities			\$4.51
Distribution System Charge	57 kWh @	\$ 0.0210526	\$1.20
Transmission Cost Recov Factor	57 kWh @	\$ 0.0126316	\$0.72
Distribution Cost Recovery	57 kWh @	\$ 0.0154386	\$0.88
Transition Charge (TC3)	57 kWh @	\$ 0.0091228	\$0.52
Storm Recovery Charge	57 kWh @	\$ 0.0075439	\$0.43
Storm Recovery Tax Credit	57 kWh @	\$ 0.0003509	\$0.02 CR
Regulatory Asset Recovery	57 kWh @	\$ 0.0003509	\$0.02
TEEEF	57 kWh @	\$ 0.0008772	\$0.05
PUC Assessment			\$0.01
Gross Receipts Reimb			\$0.15

Total Distribution Charges \$8.47

TOTAL CHARGES FOR ESI ID \$10.69 ✓

000015.14.72

Customer Name: MATAGORDA COUNTY
 Account Number: 100064844327
 Invoice Number: 052003719023
 Invoice Date: 10/12/2024

612

ESI ID Detail:

Service Address:

NICHOLS AVE UNIT 250HPSA BAY CITY, TX 77414

ESI ID: 10032789485513550

Product:

Fixed Price

Meter ID	Days	Read Type	Previous Read Date	Previous Meter Read	Current Read Date	Current Meter Read	Multiplier	Usage (kWh)	Actual kW/kVA	Billed kW/kVA
7007116623SD	32	Actual	08/09/2024	0	09/09/2024	✓ 520	1.00	520		
TOTAL								520	0	0

Electric Service Commercial

Service Period: 08/09/2024 to 09/09/2024 ✓

TXU Energy Fixed Price

Base Usage	520 kWh @	\$ 0.0377995	\$19.65
Other Charges			\$0.01
Market Securitization (Debt) Financing			\$0.20
Other ERCOT Incremental AS Charges			\$0.08
PUC Assessment			\$0.03
Gross Receipts Reimb			\$0.41

Total Commercial Charges \$20.38

Electric Service Distribution

Service Period: 08/09/2024 to 09/09/2024

Base Charge			\$1.40
Street Lighting - Facilities			\$38.30
Distribution System Charge	520 kWh @	\$ 0.0210962	\$10.97
Transmission Cost Recov Factor	520 kWh @	\$ 0.0126731	\$6.59
Distribution Cost Recovery	520 kWh @	\$ 0.0154038	\$8.01
Transition Charge (TC3)	520 kWh @	\$ 0.0049038	\$2.55
Storm Recovery Charge	520 kWh @	\$ 0.0074808	\$3.89
Storm Recovery Tax Credit	520 kWh @	\$ 0.0004423	\$0.23 CR
Regulatory Asset Recovery	520 kWh @	\$ 0.0002692	\$0.14
TEEEF	520 kWh @	\$ 0.0008846	\$0.46
PUC Assessment			\$0.11
Gross Receipts Reimb			\$1.33

Total Distribution Charges \$73.52

TOTAL CHARGES FOR ESI ID \$93.90 ✓





Customer Name: MATAGORDA COUNTY
 Account Number: 100064844327
 Invoice Number: 052003719023
 Invoice Date: 10/12/2024

ESI ID Detail:

Service Address:

Product:

612

NICHOLS AVE UNIT 400FLD1 BAY CITY, TX 77414

ESI ID: 10032789485513552

Fixed Price

Meter ID	Days	Read Type	Previous Read Date	Previous Meter Read	Current Read Date	Current Meter Read	Multiplier	Usage (kWh)	Actual kW/kVA	Billed kW/kVA
7007116680SD	30	Actual	08/27/2024	0	09/25/2024	310	1.00	310		
TOTAL								310	0	0

Electric Service Commercial

Service Period: 08/27/2024 to 09/25/2024 ✓

TXU Energy Fixed Price

Base Usage	310 kWh @	\$ 0.0377995	\$11.72
Other Charges			\$0.01
Market Securitization (Debt) Financing			\$0.12
Other ERCOT Incremental AS Charges			\$0.02
PUC Assessment			\$0.02
Gross Receipts Reimb			\$0.24

Total Commercial Charges \$12.13

Electric Service Distribution

Service Period: 08/27/2024 to 09/25/2024

Outdoor Lighting - Facilities			\$10.52
Distribution System Charge	310 kWh @	\$ 0.0210968	\$6.54
Transmission Cost Recov Factor	310 kWh @	\$ 0.0126774	\$3.93
Distribution Cost Recovery	310 kWh @	\$ 0.0154194	\$4.78
Transition Charge (TC3)	310 kWh @	\$ 0.0091613	\$2.84
Storm Recovery Charge	310 kWh @	\$ 0.0074839	\$2.32
Storm Recovery Tax Credit	310 kWh @	\$ 0.0004194	\$0.13 CR
Regulatory Asset Recovery	310 kWh @	\$ 0.0002581	\$0.08
TEEEF	310 kWh @	\$ 0.000871	\$0.27
PUC Assessment			\$0.04
Gross Receipts Reimb			\$0.52

Total Distribution Charges \$31.71

TOTAL CHARGES FOR ESI ID \$43.84 ✓

Customer Name: MATAGORDA COUNTY
 Account Number: 100064844327
 Invoice Number: 052003719023
 Invoice Date: 10/12/2024

del

ESI ID Detail:

Service Address: NICHOLS RD UNIT 250HPSA BAY CITY, TX 77414
 Product: Fixed Price

ESI ID: 10032789480469090

Meter ID	Days	Read Type	Previous Read Date	Previous Meter Read	Current Read Date	Current Meter Read	Multiplier	Usage (kWh)	Actual kW/kVA	Billed kW/kVA
7007112012SD	32	Actual	08/09/2024	0	09/09/2024	✓ 208	1.00	208		
TOTAL								208	0	0

Electric Service Commercial

Service Period: 08/09/2024 to 09/09/2024 ✓

TXU Energy Fixed Price

Base Usage	208 kWh @	\$ 0.0377995	\$7.86
Market Securitization (Debt) Financing			\$0.08
Other ERCOT Incremental AS Charges			\$0.03
PUC Assessment			\$0.01
Gross Receipts Reimb			\$0.16

Total Commercial Charges \$8.14

Electric Service Distribution

Service Period: 08/09/2024 to 09/09/2024

Base Charge		\$1.40
Street Lighting - Facilities		\$15.32
Distribution System Charge	208 kWh @	\$ 0.0211058 \$4.39
Transmission Cost Recov Factor	208 kWh @	\$ 0.0126923 \$2.64
Distribution Cost Recovery	208 kWh @	\$ 0.0153846 \$3.20
Transition Charge (TC3)	208 kWh @	\$ 0.0049038 \$1.02
Storm Recovery Charge	208 kWh @	\$ 0.0075 \$1.56
Storm Recovery Tax Credit	208 kWh @	\$ 0.0004327 \$0.09 CR
Regulatory Asset Recovery	208 kWh @	\$ 0.0002885 \$0.06
TEEEF	208 kWh @	\$ 0.0008654 \$0.18
PUC Assessment		\$0.05
Gross Receipts Reimb		\$0.55

Total Distribution Charges \$30.28

TOTAL CHARGES FOR ESI ID \$38.42 ✓

10/12/2024 10:00:00 AM



Customer Name: MATAGORDA COUNTY
 Account Number: 100064844327
 Invoice Number: 052003719023
 Invoice Date: 10/12/2024

ESI ID Detail:

615

Service Address:

FM 616 W BLESSING, TX 77419

ESI ID: 10032789461693261

Product:

Fixed Price

Meter ID	Days	Read Type	Previous Read Date	Previous Meter Read	Current Read Date	Current Meter Read	Multiplier	Usage (kWh)	Actual kW/kVA	Billed kW/kVA
7007074015SD	32	Actual	08/29/2024	0	09/29/2024	✓ 39	1.00	39		
TOTAL								39	0	0

Electric Service Commercial

Service Period: 08/29/2024 to 09/29/2024 ✓

TXU Energy Fixed Price

Base Usage 39 kWh @ \$ 0.0377995 \$1.47
 Market Securitization (Debt) Financing \$0.02

Total Commercial Charges	\$1.49
---------------------------------	---------------

Electric Service Distribution

Service Period: 08/29/2024 to 09/29/2024

Outdoor Lighting - Facilities \$4.51
 Distribution System Charge 39 kWh @ \$ 0.0210256 \$0.82
 Transmission Cost Recov Factor 39 kWh @ \$ 0.0125641 \$0.49
 Distribution Cost Recovery 39 kWh @ \$ 0.0153846 \$0.60
 Transition Charge (TC3) 39 kWh @ \$ 0.0092308 \$0.36
 Storm Recovery Charge 39 kWh @ \$ 0.0074359 \$0.29
 Storm Recovery Tax Credit 39 kWh @ \$ 0.0005128 \$0.02 CR
 Regulatory Asset Recovery 39 kWh @ \$ 0.0002564 \$0.01
 TEEEF 39 kWh @ \$ 0.0007692 \$0.03
 PUC Assessment \$0.01

Total Distribution Charges	\$7.10
-----------------------------------	---------------

TOTAL CHARGES FOR ESI ID	\$8.59 ✓
---------------------------------	-----------------

Customer Name: MATAGORDA COUNTY
 Account Number: 100064844327
 Invoice Number: 052003719023
 Invoice Date: 10/12/2024

ESI ID Detail:

615

Service Address:

FM 616 W STLG 250HPS BLESSING, TX 77419

ESI ID: 10032789402787492

Product:

Fixed Price

Meter ID	Days	Read Type	Previous Read Date	Previous Meter Read	Current Read Date	Current Meter Read	Multiplier	Usage (kWh)	Actual kW/kVA	Billed kW/kVA
7006972189SD	32	Actual	08/29/2024	0	09/29/2024	832	1.00	832		
TOTAL								832	0	0

Electric Service Commercial

Service Period: 08/29/2024 to 09/29/2024 ✓

TXU Energy Fixed Price

Base Usage	832 kWh @	\$ 0.0377995	\$31.45
Other Charges			\$0.02
Market Securitization (Debt) Financing			\$0.34
Other ERCOT Incremental AS Charges			\$0.06
PUC Assessment			\$0.05

Total Commercial Charges \$31.92

Electric Service Distribution

Service Period: 08/29/2024 to 09/29/2024

Base Charge			\$1.40
Street Lighting - Facilities			\$61.28
Distribution System Charge	832 kWh @	\$ 0.0210938	\$17.55
Transmission Cost Recov Factor	832 kWh @	\$ 0.0126683	\$10.54
Distribution Cost Recovery	832 kWh @	\$ 0.0154087	\$12.82
Transition Charge (TC3)	832 kWh @	\$ 0.0049159	\$4.09
Storm Recovery Charge	832 kWh @	\$ 0.007488	\$6.23
Storm Recovery Tax Credit	832 kWh @	\$ 0.0004327	\$0.36 CR
Regulatory Asset Recovery	832 kWh @	\$ 0.0002644	\$0.22
TEEEF	832 kWh @	\$ 0.0008774	\$0.73
PUC Assessment			\$0.17

Total Distribution Charges \$114.67

TOTAL CHARGES FOR ESI ID \$146.59 ✓





Customer Name: MATAGORDA COUNTY
 Account Number: 100064844327
 Invoice Number: 052003719023
 Invoice Date: 10/12/2024

615

ESI ID Detail:

Service Address:

AVENUE C UNIT PRKLITE BLESSING, TX 77419

ESI ID: 10032789478079271

Product:

Fixed Price

Meter ID	Days	Read Type	Previous Read Date	Previous Meter Read	Current Read Date	Current Meter Read	Multiplier	Usage (kWh)	Actual kW/kVA	Billed kW/kVA
144074530	32	Actual	08/29/2024	✓ 21689	09/29/2024	21966	1.00	277	1	0
TOTAL								277	1	0

Electric Service Commercial

Service Period: 08/29/2024 to 09/29/2024 ✓

TXU Energy Fixed Price

Base Usage	277 kWh @	\$ 0.0377995	\$10.47
Other Charges			\$0.01
Market Securitization (Debt) Financing			\$0.11
Other ERCOT Incremental AS Charges			\$0.02
PUC Assessment			\$0.02

Total Commercial Charges \$10.63

Electric Service Distribution

Service Period: 08/29/2024 to 09/29/2024

Base Charge			\$1.40
Meter Charge			\$4.39
Distribution System Charge	277 kWh @	\$ 0.021093	\$5.84
Transmission Cost Recov Factor	277 kWh @	\$ 0.012673	\$3.51
Distribution Cost Recovery	277 kWh @	\$ 0.015405	\$4.27
Transition Charge (TC3)	277 kWh @	\$ 0.00916	\$2.54
Storm Recovery Charge	277 kWh @	\$ 0.001259	\$0.35
Storm Recovery Tax Credit	277 kWh @	\$ 0.000063	\$0.02 CR
Regulatory Asset Recovery	277 kWh @	\$ 0.000171	\$0.05
Energy Efficiency	277 kWh @	\$ 0.000681	\$0.19
TEEEF	277 kWh @	\$ 0.00088	\$0.24
PUC Assessment			\$0.03

Total Distribution Charges \$22.79

TOTAL CHARGES FOR ESI ID \$33.42 ✓

0000115.17/20

0000115.17/20

Customer Name: MATAGORDA COUNTY
 Account Number: 100064844327
 Invoice Number: 052003719023
 Invoice Date: 10/12/2024

615

ESI ID Detail:

Service Address: 139 FM 616 W STLG 250HPS BLESSING, TX 77419
 Product: Fixed Price

ESI ID: 10032789436470608

Meter ID	Days	Read Type	Previous Read Date	Previous Meter Read	Current Read Date	Current Meter Read	Multiplier	Usage (kWh)	Actual kW/kVA	Billed kW/kVA
7005470886SD	30	Actual	08/27/2024	0	09/25/2024	✓ 104	1.00	104		
TOTAL								104	0	0

Electric Service Commercial

Service Period: 08/27/2024 to 09/25/2024 ✓

TXU Energy Fixed Price

Base Usage	104 kWh @	\$ 0.0377995	\$3.93
Market Securitization (Debt) Financing			\$0.04
Other ERCOT Incremental AS Charges			\$0.01
PUC Assessment			\$0.01

Total Commercial Charges \$3.99

Electric Service Distribution

Service Period: 08/27/2024 to 09/25/2024

Base Charge		\$1.40
Street Lighting - Facilities		\$7.66
Distribution System Charge	104 kWh @	\$ 0.0210577 \$2.19
Transmission Cost Recov Factor	104 kWh @	\$ 0.0126923 \$1.32
Distribution Cost Recovery	104 kWh @	\$ 0.0153846 \$1.60
Transition Charge (TC3)	104 kWh @	\$ 0.0049038 \$0.51
Storm Recovery Charge	104 kWh @	\$ 0.0075 \$0.78
Storm Recovery Tax Credit	104 kWh @	\$ 0.0004808 \$0.05 CR
Regulatory Asset Recovery	104 kWh @	\$ 0.0002885 \$0.03
TEEEF	104 kWh @	\$ 0.0008654 \$0.09
PUC Assessment		\$0.02

Total Distribution Charges \$15.55

TOTAL CHARGES FOR ESI ID \$19.54 ✓



Customer Name: MATAGORDA COUNTY
 Account Number: 100064844327
 Invoice Number: 052003719023
 Invoice Date: 10/12/2024

ESI ID Detail:

615

Service Address:

560 FM 616 W UNIT PARK BLESSING, TX 77419

ESI ID: 10032789402787491

Product:

Fixed Price

Meter ID	Days	Read Type	Previous Read Date	Previous Meter Read	Current Read Date	Current Meter Read	Multiplier	Usage (kWh)	Actual kW/kVA	Billed kW/kVA
558783656	32	Actual	08/29/2024	✓ 1312	09/29/2024	1322	192.00	1920	6	6
TOTAL								1920	6	6

Electric Service Commercial

Service Period: 08/29/2024 to 09/29/2024 ✓

TXU Energy Fixed Price

Base Usage	1920 kWh @	\$ 0.0377995	\$72.58
Other Charges			\$0.04
Market Securitization (Debt) Financing			\$0.77
Other ERCOT Incremental AS Charges			\$0.15
PUC Assessment			\$0.12

Total Commercial Charges \$73.66

Electric Service Distribution

Service Period: 08/29/2024 to 09/29/2024

Base Charge			\$2.02
Meter Charge			\$12.67
Distribution System Charge	5.8 kW @	\$ 4.869	\$28.24
Transmission Cost Recov Factor	5.8 kW @	\$ 4.587271	\$26.61
Distribution Cost Recovery	5.8 kW @	\$ 1.616428	\$9.38
Transition Charge (TC3)	1,920 kWh @	\$ 0.00916	\$17.59
Storm Recovery Charge	178.3 kW @	\$ 0.22518	\$40.15
Storm Recovery Tax Credit	178.3 kW @	\$ 0.012576	\$2.24 CR
Regulatory Asset Recovery	5.8 kW @	\$ 0.052535	\$0.30
Energy Efficiency	1,920 kWh @	\$ 0.000902	\$1.73
TEEEF	5.8 kW @	\$ 0.22171	\$1.29
PUC Assessment			\$0.13

Total Distribution Charges \$137.87

TOTAL CHARGES FOR ESI ID \$211.53 ✓



000115.18.22

Customer Name: MATAGORDA COUNTY
 Account Number: 100064844327
 Invoice Number: 052003719023
 Invoice Date: 10/12/2024

615

ESI ID Detail:

Service Address: 201 FM 616 W UNIT SEWLIFT BLESSING, TX 77419
 Product: Fixed Price

ESI ID: 10032789497890130

Meter ID	Days	Read Type	Previous Read Date	Previous Meter Read	Current Read Date	Current Meter Read	Multiplier	Usage (kWh)	Actual kW/kVA	Billed kW/kVA
119426810	32	Actual	08/29/2024	✓ 67488	09/29/2024	67514	1.00	26	0	0
TOTAL								26	0	0

Electric Service Commercial

Service Period: 08/29/2024 to 09/29/2024 ✓

TXU Energy Fixed Price

Base Usage 26 kWh @ \$ 0.0377995 \$0.98
 Market Securitization (Debt) Financing \$0.01

Total Commercial Charges \$0.99

Electric Service Distribution

Service Period: 08/29/2024 to 09/29/2024

Base Charge \$1.40
 Meter Charge \$4.39
 Distribution System Charge 26 kWh @ \$ 0.021093 \$0.55
 Transmission Cost Recov Factor 26 kWh @ \$ 0.012673 \$0.33
 Distribution Cost Recovery 26 kWh @ \$ 0.015405 \$0.40
 Transition Charge (TC3) 26 kWh @ \$ 0.00916 \$0.24
 Storm Recovery Charge 26 kWh @ \$ 0.001259 \$0.03
 Energy Efficiency 26 kWh @ \$ 0.000681 \$0.02
 TEEEF 26 kWh @ \$ 0.00088 \$0.02
 PUC Assessment \$0.01

Total Distribution Charges \$7.39

TOTAL CHARGES FOR ESI ID \$8.38 ✓





Customer Name: MATAGORDA COUNTY
 Account Number: 100064844327
 Invoice Number: 052003719023
 Invoice Date: 10/12/2024

ESI ID Detail:
 Service Address:
 Product:

615

935 STREETLIGHT STLG 400MV BLESSING, TX 77419
 Fixed Price

ESI ID: 10032789496744773

Meter ID	Days	Read Type	Previous Read Date	Previous Meter Read	Current Read Date	Current Meter Read	Multiplier	Usage (kWh)	Actual kW/kVA	Billed kW/kVA
7005911722MV	30	Actual	08/28/2024	0	09/26/2024	✓ 290	1.00	290		
TOTAL								290	0	0

Electric Service Commercial

Service Period: 08/28/2024 to 09/26/2024 ✓

TXU Energy Fixed Price

Base Usage	290 kWh @	\$ 0.0377995	\$10.96
Other Charges			\$0.01
Market Securitization (Debt) Financing			\$0.11
Other ERCOT Incremental AS Charges			\$0.02
PUC Assessment			\$0.02

Total Commercial Charges \$11.12

Electric Service Distribution

Service Period: 08/28/2024 to 09/26/2024

Base Charge			\$1.40
Street Lighting - Facilities			\$19.24
Distribution System Charge	290 kWh @	\$ 0.0211034	\$6.12
Transmission Cost Recov Factor	290 kWh @	\$ 0.0126897	\$3.68
Distribution Cost Recovery	290 kWh @	\$ 0.0154138	\$4.47
Transition Charge (TC3)	290 kWh @	\$ 0.0048966	\$1.42
Storm Recovery Charge	290 kWh @	\$ 0.0074828	\$2.17
Storm Recovery Tax Credit	290 kWh @	\$ 0.0004483	\$0.13 CR
Regulatory Asset Recovery	290 kWh @	\$ 0.0002759	\$0.08
TEEEF	290 kWh @	\$ 0.0008966	\$0.26
PUC Assessment			\$0.06

Total Distribution Charges \$38.77

TOTAL CHARGES FOR ESI ID \$49.89 ✓

Customer Name: MATAGORDA COUNTY
 Account Number: 100064844327
 Invoice Number: 052003719023
 Invoice Date: 10/12/2024

615

ESI ID Detail:

Service Address:

932 STREETLIGHT UNIT 175MV BLESSING, TX 77419

ESI ID: 10032789496744772

Product:

Fixed Price

Meter ID	Days	Read Type	Previous Read Date	Previous Meter Read	Current Read Date	Current Meter Read	Multiplier	Usage (kWh)	Actual kW/kVA	Billed kW/kVA
7007144530MV	30	Actual	08/28/2024	0	09/26/2024	70	1.00	70		
TOTAL								70	0	0

Electric Service Commercial

Service Period: 08/28/2024 to 09/26/2024

TXU Energy Fixed Price

Base Usage

70 kWh @ \$ 0.0377995

\$2.65

Market Securitization (Debt) Financing

\$0.03

Other ERCOT Incremental AS Charges

\$0.01

Total Commercial Charges

\$2.69

Electric Service Distribution

Service Period: 08/28/2024 to 09/26/2024

Base Charge

\$1.40

Street Lighting - Facilities

\$5.87

Distribution System Charge

70 kWh @ \$ 0.0211429

\$1.48

Transmission Cost Recov Factor

70 kWh @ \$ 0.0127143

\$0.89

Distribution Cost Recovery

70 kWh @ \$ 0.0154286

\$1.08

Transition Charge (TC3)

70 kWh @ \$ 0.0048571

\$0.34

Storm Recovery Charge

70 kWh @ \$ 0.0074286

\$0.52

Storm Recovery Tax Credit

70 kWh @ \$ 0.0004286

\$0.03 CR

Regulatory Asset Recovery

70 kWh @ \$ 0.0002857

\$0.02

TEEEF

70 kWh @ \$ 0.0008571

\$0.06

PUC Assessment

\$0.02

Total Distribution Charges

\$11.65

TOTAL CHARGES FOR ESI ID

\$14.34



Customer Name: MATAGORDA COUNTY
 Account Number: 100064844327
 Invoice Number: 052003719023
 Invoice Date: 10/12/2024

595

ESI ID Detail:

Service Address:

FM 459 UNIT P43 EL MATON, TX 77440

ESI ID: 10032789482241440

Product:

Fixed Price

Meter ID	Days	Read Type	Previous Read Date	Previous Meter Read	Current Read Date	Current Meter Read	Multiplier	Usage (kWh)	Actual kW/kVA	Billed kW/kVA
169715859	30	Actual	08/12/2024	✓ 6846	09/10/2024	7042	1.00	196		
TOTAL								196	0	0

Electric Service Commercial

Service Period: 08/12/2024 to 09/10/2024 ✓

TXU Energy Fixed Price

Base Usage	196 kWh @	\$ 0.0377995	\$7.41
Market Securitization (Debt) Financing			\$0.08
Other ERCOT Incremental AS Charges			\$0.04
PUC Assessment			\$0.01

Total Commercial Charges \$7.54

Electric Service Distribution

Service Period: 08/12/2024 to 09/10/2024

Base Charge			\$1.40
Meter Charge			\$4.39
Distribution System Charge	196 kWh @	\$ 0.021093	\$4.13
Transmission Cost Recov Factor	196 kWh @	\$ 0.012673	\$2.48
Distribution Cost Recovery	196 kWh @	\$ 0.015405	\$3.02
Transition Charge (TC3)	196 kWh @	\$ 0.00916	\$1.80
Storm Recovery Charge	196 kWh @	\$ 0.001259	\$0.25
Storm Recovery Tax Credit	196 kWh @	\$ 0.000063	\$0.01 CR
Regulatory Asset Recovery	196 kWh @	\$ 0.000171	\$0.03
Energy Efficiency	196 kWh @	\$ 0.000681	\$0.13
TEEEF	196 kWh @	\$ 0.00088	\$0.17
PUC Assessment			\$0.03

Total Distribution Charges \$17.82

TOTAL CHARGES FOR ESI ID \$25.36 ✓

000115 20/22

000115 20/22

Customer Name: MATAGORDA COUNTY
 Account Number: 100064844327
 Invoice Number: 052003719023
 Invoice Date: 10/12/2024

615

ESI ID Detail:

Service Address:

190 AVENUE F ODLT 400HPS MARKHAM, TX 77456

ESI ID: 10032789476839781

Product:

Fixed Price

Meter ID	Days	Read Type	Previous Read Date	Previous Meter Read	Current Read Date	Current Meter Read	Multiplier	Usage (kWh)	Actual kW/kVA	Billed kW/kVA
7007105031OT	30	Actual	08/20/2024	0	09/18/2024	155	1.00	155		
TOTAL								155	0	0

Electric Service Commercial

Service Period: 08/20/2024 to 09/18/2024 ✓

TXU Energy Fixed Price

Base Usage	155 kWh @	\$ 0.0377995	\$5.86
Market Securitization (Debt) Financing			\$0.06
Other ERCOT Incremental AS Charges			\$0.02
PUC Assessment			\$0.01

Total Commercial Charges \$5.95

Electric Service Distribution

Service Period: 08/20/2024 to 09/18/2024

Outdoor Lighting - Facilities			\$5.26
Distribution System Charge	155 kWh @	\$ 0.0210968	\$3.27
Transmission Cost Recov Factor	155 kWh @	\$ 0.0126452	\$1.96
Distribution Cost Recovery	155 kWh @	\$ 0.0154194	\$2.39
Transition Charge (TC3)	155 kWh @	\$ 0.0091613	\$1.42
Storm Recovery Charge	155 kWh @	\$ 0.0074839	\$1.16
Storm Recovery Tax Credit	155 kWh @	\$ 0.0004516	\$0.07 CR
Regulatory Asset Recovery	155 kWh @	\$ 0.0002581	\$0.04
TEEEF	155 kWh @	\$ 0.0009032	\$0.14
PUC Assessment			\$0.02

Total Distribution Charges \$15.59

TOTAL CHARGES FOR ESI ID \$21.54 ✓



Customer Name: MATAGORDA COUNTY
 Account Number: 100064844327
 Invoice Number: 052003719023
 Invoice Date: 10/12/2024

615

ESI ID Detail:

Service Address:

190 AVENUE F UNIT ANNEX MARKHAM, TX 77456

ESI ID: 10032789426253880

Product:

Fixed Price

Meter ID	Days	Read Type	Previous Read Date	Previous Meter Read	Current Read Date	Current Meter Read	Multiplier	Usage (kWh)	Actual kW/kVA	Billed kW/kVA
157911497	30	Actual	08/20/2024	✓ 13844	09/18/2024	14130	1.00	286	3	0
TOTAL								286	3	0

Electric Service Commercial

Service Period: 08/20/2024 to 09/18/2024 ✓

TXU Energy Fixed Price

Base Usage	286 kWh @	\$ 0.0377995	\$10.81
Other Charges			\$0.01
Market Securitization (Debt) Financing			\$0.11
Other ERCOT Incremental AS Charges			\$0.04
PUC Assessment			\$0.02

Total Commercial Charges \$10.99

Electric Service Distribution

Service Period: 08/20/2024 to 09/18/2024

Base Charge			\$1.40
Meter Charge			\$4.39
Distribution System Charge	286 kWh @	\$ 0.021093	\$6.03
Transmission Cost Recov Factor	286 kWh @	\$ 0.012673	\$3.62
Distribution Cost Recovery	286 kWh @	\$ 0.015405	\$4.41
Transition Charge (TC3)	286 kWh @	\$ 0.00916	\$2.62
Storm Recovery Charge	286 kWh @	\$ 0.001259	\$0.36
Storm Recovery Tax Credit	286 kWh @	\$ 0.000063	\$0.02 CR
Regulatory Asset Recovery	286 kWh @	\$ 0.000171	\$0.05
Energy Efficiency	286 kWh @	\$ 0.000681	\$0.19
TEEEF	286 kWh @	\$ 0.00088	\$0.25
PUC Assessment			\$0.03

Total Distribution Charges \$23.33

TOTAL CHARGES FOR ESI ID \$34.32 ✓

Customer Name: MATAGORDA COUNTY
 Account Number: 100064844327
 Invoice Number: 052003719023
 Invoice Date: 10/12/2024

ESI ID Detail:

Service Address:

190 AVENUE F UNIT COMM CNT MARKHAM, TX 77456

ESI ID: 10032789476839780

Product:

Fixed Price

615

Meter ID	Days	Read Type	Previous Read Date	Previous Meter Read	Current Read Date	Current Meter Read	Multiplier	Usage (kWh)	Actual kW/kVA	Billed kW/kVA
200043930	30	Actual	08/20/2024	21217	09/18/2024	23639	1.00	2422	9	9
TOTAL								2422	9	9

Electric Service Commercial

Service Period: 08/20/2024 to 09/18/2024 ✓

TXU Energy Fixed Price

Base Usage	2422 kWh @	\$ 0.0377995	\$91.55
Other Charges			\$0.05
Market Securitization (Debt) Financing			\$0.97
Other ERCOT Incremental AS Charges			\$0.35
PUC Assessment			\$0.16

Total Commercial Charges \$93.08

Electric Service Distribution

Service Period: 08/20/2024 to 09/18/2024

Base Charge			\$2.02
Meter Charge			\$12.67
Distribution System Charge	9.2 kW @	\$ 4.869	\$44.79
Transmission Cost Recov Factor	9.2 kW @	\$ 4.587271	\$42.20
Distribution Cost Recovery	9.2 kW @	\$ 1.616428	\$14.87
Transition Charge (TC3)	2,422 kWh @	\$ 0.00916	\$22.19
Storm Recovery Charge	17.9 kW @	\$ 0.22518	\$4.03
Storm Recovery Tax Credit	17.9 kW @	\$ 0.012576	\$0.23 CR
Regulatory Asset Recovery	9.2 kW @	\$ 0.052535	\$0.48
Energy Efficiency	2,422 kWh @	\$ 0.000902	\$2.18
TEEEF	9.2 kW @	\$ 0.22171	\$2.04
PUC Assessment			\$0.20

Total Distribution Charges \$147.44

TOTAL CHARGES FOR ESI ID \$240.52 ✓



Customer Name: MATAGORDA COUNTY
 Account Number: 100064844327
 Invoice Number: 052003719023
 Invoice Date: 10/12/2024

615

ESI ID Detail:

Service Address:

190 AVENUE F UNIT FIRESTA MARKHAM, TX 77456

ESI ID: 10032789487564611

Product:

Fixed Price

Meter ID	Days	Read Type	Previous Read Date	Previous Meter Read	Current Read Date	Current Meter Read	Multiplier	Usage (kWh)	Actual kW/kVA	Billed kW/kVA
200305070	30	Actual	08/20/2024	✓ 15357	09/18/2024	16365	1.00	1008		
TOTAL								1008	0	0

Electric Service Commercial

Service Period: 08/20/2024 to 09/18/2024 ✓

TXU Energy Fixed Price

Base Usage	1008 kWh @	\$ 0.0377995	\$38.10
Other Charges			\$0.02
Market Securitization (Debt) Financing			\$0.41
Other ERCOT Incremental AS Charges			\$0.13
PUC Assessment			\$0.06

Total Commercial Charges \$38.72

Electric Service Distribution

Service Period: 08/20/2024 to 09/18/2024

Base Charge			\$1.40
Meter Charge			\$4.39
Distribution System Charge	1,008 kWh @	\$ 0.021093	\$21.26
Transmission Cost Recov Factor	1,008 kWh @	\$ 0.012673	\$12.77
Distribution Cost Recovery	1,008 kWh @	\$ 0.015405	\$15.53
Transition Charge (TC3)	1,008 kWh @	\$ 0.00916	\$9.23
Storm Recovery Charge	1,008 kWh @	\$ 0.001259	\$1.27
Storm Recovery Tax Credit	1,008 kWh @	\$ 0.000063	\$0.06 CR
Regulatory Asset Recovery	1,008 kWh @	\$ 0.000171	\$0.17
Energy Efficiency	1,008 kWh @	\$ 0.000681	\$0.69
TEEEF	1,008 kWh @	\$ 0.00088	\$0.89
PUC Assessment			\$0.09

Total Distribution Charges \$67.63

TOTAL CHARGES FOR ESI ID \$106.35 ✓

000115.22/32

Customer Name: MATAGORDA COUNTY
 Account Number: 100064844327
 Invoice Number: 052003719023
 Invoice Date: 10/12/2024

LH4

ESI ID Detail:

Service Address: 190 AVENUE F UNIT JP OFF MARKHAM, TX 77456
 Product: Fixed Price

ESI ID: 10032789461015050

Meter ID	Days	Read Type	Previous Read Date	Previous Meter Read	Current Read Date	Current Meter Read	Multiplier	Usage (kWh)	Actual kW/kVA	Billed kW/kVA
163788084	30	Actual	08/20/2024	✓ 44510	09/18/2024	45649	1.00	1139		
TOTAL								1139	0	0

Electric Service Commercial

Service Period: 08/20/2024 to 09/18/2024 ✓

TXU Energy Fixed Price

Base Usage	1139 kWh @	\$ 0.0377995	\$43.05
Other Charges			\$0.02
Market Securitization (Debt) Financing			\$0.46
Other ERCOT Incremental AS Charges			\$0.15
PUC Assessment			\$0.07

Total Commercial Charges \$43.75

Electric Service Distribution

Service Period: 08/20/2024 to 09/18/2024

Base Charge			\$1.40
Meter Charge			\$4.39
Distribution System Charge	1,139 kWh @	\$ 0.021093	\$24.02
Transmission Cost Recov Factor	1,139 kWh @	\$ 0.012673	\$14.43
Distribution Cost Recovery	1,139 kWh @	\$ 0.015405	\$17.55
Transition Charge (TC3)	1,139 kWh @	\$ 0.00916	\$10.43
Storm Recovery Charge	1,139 kWh @	\$ 0.001259	\$1.43
Storm Recovery Tax Credit	1,139 kWh @	\$ 0.000063	\$0.07 CR
Regulatory Asset Recovery	1,139 kWh @	\$ 0.000171	\$0.19
Energy Efficiency	1,139 kWh @	\$ 0.000681	\$0.78
TEEEF	1,139 kWh @	\$ 0.00088	\$1.00
PUC Assessment			\$0.10

Total Distribution Charges \$75.65

TOTAL CHARGES FOR ESI ID \$119.40 ✓





Customer Name: MATAGORDA COUNTY
 Account Number: 100064844327
 Invoice Number: 052003719023
 Invoice Date: 10/12/2024

ESI ID Detail:

613

Service Address:

1203 COUNTY ROAD 243 UNIT FIRESTA MATAGORDA, TX 77457

ESI ID: 10032789427413670

Product:

Fixed Price

Meter ID	Days	Read Type	Previous Read Date	Previous Meter Read	Current Read Date	Current Meter Read	Multiplier	Usage (kWh)	Actual kW/kVA	Billed kW/kVA
122279171	32	Actual	08/16/2024	✓ 55597	09/16/2024	56861	1.00	1264	6	0
TOTAL								1264	6	0

Electric Service Commercial

Service Period: 08/16/2024 to 09/16/2024 ✓

TXU Energy Fixed Price

Base Usage	1264 kWh @	\$ 0.0377995	\$47.78
Other Charges			\$0.03
Market Securitization (Debt) Financing			\$0.51
Other ERCOT Incremental AS Charges			\$0.23
PUC Assessment			\$0.08

Total Commercial Charges \$48.63

Electric Service Distribution

Service Period: 08/16/2024 to 09/16/2024

Base Charge			\$1.40
Meter Charge			\$4.39
Distribution System Charge	1,264 kWh @	\$ 0.021093	\$26.66
Transmission Cost Recov Factor	1,264 kWh @	\$ 0.012673	\$16.02
Distribution Cost Recovery	1,264 kWh @	\$ 0.015405	\$19.47
Transition Charge (TC3)	1,264 kWh @	\$ 0.00916	\$11.58
Storm Recovery Charge	1,264 kWh @	\$ 0.001259	\$1.59
Storm Recovery Tax Credit	1,264 kWh @	\$ 0.000063	\$0.08 CR
Regulatory Asset Recovery	1,264 kWh @	\$ 0.000171	\$0.22
Energy Efficiency	1,264 kWh @	\$ 0.000681	\$0.86
TEEEF	1,264 kWh @	\$ 0.00088	\$1.11
PUC Assessment			\$0.12

Total Distribution Charges \$83.34

TOTAL CHARGES FOR ESI ID \$131.97 ✓

Customer Name: MATAGORDA COUNTY
 Account Number: 100064844327
 Invoice Number: 052003719023
 Invoice Date: 10/12/2024

462

ESI ID Detail:

Service Address: 18 COUNTY ROAD 252 MATAGORDA, TX 77457
 Product: Fixed Price

ESI ID: 10032789403973976

Meter ID	Days	Read Type	Previous Read Date	Previous Meter Read	Current Read Date	Current Meter Read	Multiplier	Usage (kWh)	Actual kW/kVA	Billed kW/kVA
119711668	30	Actual	08/19/2024	✓ 173390	09/17/2024	173719	1.00	329	3	0
TOTAL								329	3	0

Electric Service Commercial

Service Period: 08/19/2024 to 09/17/2024

TXU Energy Fixed Price

Base Usage	329 kWh @	\$ 0.0377995	\$12.44
Other Charges			\$0.01
Market Securitization (Debt) Financing			\$0.13
Other ERCOT Incremental AS Charges			\$0.06
PUC Assessment			\$0.02

Total Commercial Charges \$12.66

Electric Service Distribution

Service Period: 08/19/2024 to 09/17/2024

Base Charge			\$1.40
Meter Charge			\$4.39
Distribution System Charge	329 kWh @	\$ 0.021093	\$6.94
Transmission Cost Recov Factor	329 kWh @	\$ 0.012673	\$4.17
Distribution Cost Recovery	329 kWh @	\$ 0.015405	\$5.07
Transition Charge (TC3)	329 kWh @	\$ 0.00916	\$3.01
Storm Recovery Charge	329 kWh @	\$ 0.001259	\$0.41
Storm Recovery Tax Credit	329 kWh @	\$ 0.000063	\$0.02 CR
Regulatory Asset Recovery	329 kWh @	\$ 0.000171	\$0.06
Energy Efficiency	329 kWh @	\$ 0.000681	\$0.22
TEEEF	329 kWh @	\$ 0.00088	\$0.29
PUC Assessment			\$0.04

Total Distribution Charges \$25.98

TOTAL CHARGES FOR ESI ID \$38.64 ✓



Customer Name: MATAGORDA COUNTY
 Account Number: 100064844327
 Invoice Number: 052003719023
 Invoice Date: 10/12/2024

613

ESI ID Detail:

Service Address: 414 FISHER MATAGORDA, TX 77457
 Product: Fixed Price

ESI ID: 10032789427542180

Concession Stand

Meter ID	Days	Read Type	Previous Read Date	Previous Meter Read	Current Read Date	Current Meter Read	Multiplier	Usage (kWh)	Actual kW/kVA	Billed kW/kVA
200527912	30	Actual	08/19/2024	✓ 1482	09/17/2024	1558	1.00	76		
TOTAL								76	0	0

Electric Service Commercial

Service Period: 08/19/2024 to 09/17/2024 ✓

TXU Energy Fixed Price

Base Usage	76 kWh @	\$ 0.0377995	\$2.87
Market Securitization (Debt) Financing			\$0.03
Other ERCOT Incremental AS Charges			\$0.01

Total Commercial Charges	\$2.91
---------------------------------	---------------

Electric Service Distribution

Service Period: 08/19/2024 to 09/17/2024

Base Charge		\$1.40
Meter Charge		\$4.39
Distribution System Charge	76 kWh @	\$ 0.021093
Transmission Cost Recov Factor	76 kWh @	\$ 0.012673
Distribution Cost Recovery	76 kWh @	\$ 0.015405
Transition Charge (TC3)	76 kWh @	\$ 0.00916
Storm Recovery Charge	76 kWh @	\$ 0.001259
Regulatory Asset Recovery	76 kWh @	\$ 0.000171
Energy Efficiency	76 kWh @	\$ 0.000681
TEEEF	76 kWh @	\$ 0.00088
PUC Assessment		\$0.02

Total Distribution Charges	\$10.47
-----------------------------------	----------------

TOTAL CHARGES FOR ESI ID	\$13.38 ✓
---------------------------------	------------------

000115 24/32

000115 24/32

Customer Name: MATAGORDA COUNTY
 Account Number: 100064844327
 Invoice Number: 052003719023
 Invoice Date: 10/12/2024

595

ESI ID Detail:

Service Address:

OLD GULF RD UNIT STATION COLLECT STA MATAGORDA, TX 77457

ESI ID: 10032789494278861

Product:

Fixed Price

Meter ID	Days	Read Type	Previous Read Date	Previous Meter Read	Current Read Date	Current Meter Read	Multiplier	Usage (kWh)	Actual kW/kVA	Billed kW/kVA
119431822	32	Actual	08/15/2024	✓ 3050	09/15/2024	3095	1.00	45	1	0
TOTAL								45	1	0

Electric Service Commercial

Service Period: 08/15/2024 to 09/15/2024 ✓

TXU Energy Fixed Price

Base Usage	45 kWh @	\$ 0.0377995	\$1.70
Market Securitization (Debt) Financing			\$0.02
Other ERCOT Incremental AS Charges			\$0.01

Total Commercial Charges \$1.73

Electric Service Distribution

Service Period: 08/15/2024 to 09/15/2024

Base Charge		\$1.40
Meter Charge		\$4.39
Distribution System Charge	45 kWh @	\$ 0.021093 \$0.95
Transmission Cost Recov Factor	45 kWh @	\$ 0.012673 \$0.57
Distribution Cost Recovery	45 kWh @	\$ 0.015405 \$0.69
Transition Charge (TC3)	45 kWh @	\$ 0.00916 \$0.41
Storm Recovery Charge	45 kWh @	\$ 0.001259 \$0.06
Regulatory Asset Recovery	45 kWh @	\$ 0.000171 \$0.01
Energy Efficiency	45 kWh @	\$ 0.000681 \$0.03
TEEEF	45 kWh @	\$ 0.00088 \$0.04
PUC Assessment		\$0.01

Total Distribution Charges \$8.56

TOTAL CHARGES FOR ESI ID \$10.29 ✓



Customer Name: MATAGORDA COUNTY
 Account Number: 100064844327
 Invoice Number: 052003719023
 Invoice Date: 10/12/2024

ESI ID Detail:

Service Address:

Product:

613

115 LAUREL MATAGORDA, TX 77457

Fixed Price

ESI ID: 10032789495257641

Old Post Office

Meter ID	Days	Read Type	Previous Read Date	Previous Meter Read	Current Read Date	Current Meter Read	Multiplier	Usage (kWh)	Actual kW/kVA	Billed kW/kVA
200292168	30	Actual	08/19/2024	178	09/17/2024	538	1.00	360	3	0
TOTAL								360	3	0

Electric Service Commercial

Service Period: 08/19/2024 to 09/17/2024

TXU Energy Fixed Price

Base Usage	360 kWh @	\$ 0.0377995	\$13.61
Other Charges			\$0.01
Market Securitization (Debt) Financing			\$0.14
Other ERCOT Incremental AS Charges			\$0.06
PUC Assessment			\$0.02

Total Commercial Charges \$13.84

Electric Service Distribution

Service Period: 08/19/2024 to 09/17/2024

Base Charge			\$1.40
Meter Charge			\$4.39
Distribution System Charge	360 kWh @	\$ 0.021093	\$7.59
Transmission Cost Recov Factor	360 kWh @	\$ 0.012673	\$4.56
Distribution Cost Recovery	360 kWh @	\$ 0.015405	\$5.55
Transition Charge (TC3)	360 kWh @	\$ 0.00916	\$3.30
Storm Recovery Charge	360 kWh @	\$ 0.001259	\$0.45
Storm Recovery Tax Credit	360 kWh @	\$ 0.000063	\$0.02 CR
Regulatory Asset Recovery	360 kWh @	\$ 0.000171	\$0.06
Energy Efficiency	360 kWh @	\$ 0.000681	\$0.25
TEEEF	360 kWh @	\$ 0.00088	\$0.32
PUC Assessment			\$0.04

Total Distribution Charges \$27.89

TOTAL CHARGES FOR ESI ID \$41.73

Customer Name: MATAGORDA COUNTY
 Account Number: 100064844327
 Invoice Number: 052003719023
 Invoice Date: 10/12/2024

ESI ID Detail:

613

Service Address:

772 LAUREL SEASONAL METER MATAGORDA, TX 77457

ESI ID: 10032789417127397

Product:

Fixed Price

Old School

Meter ID	Days	Read Type	Previous Read Date	Previous Meter Read	Current Read Date	Current Meter Read	Multiplier	Usage (kWh)	Actual kW/kVA	Billed kW/kVA
148896249	30	Actual	08/19/2024	✓ 7321	09/17/2024	7861	1.00	540	2	0
TOTAL								540	2	0

Electric Service Commercial

Service Period: 08/19/2024 to 09/17/2024 ✓

TXU Energy Fixed Price

Base Usage	540 kWh @	\$ 0.0377995	\$20.41
Other Charges			\$0.01
Market Securitization (Debt) Financing			\$0.21
Other ERCOT Incremental AS Charges			\$0.09
PUC Assessment			\$0.03

Total Commercial Charges \$20.75

Electric Service Distribution

Service Period: 08/19/2024 to 09/17/2024

Base Charge			\$1.40
Meter Charge			\$4.39
Distribution System Charge	540 kWh @	\$ 0.021093	\$11.39
Transmission Cost Recov Factor	540 kWh @	\$ 0.012673	\$6.84
Distribution Cost Recovery	540 kWh @	\$ 0.015405	\$8.32
Transition Charge (TC3)	540 kWh @	\$ 0.00916	\$4.95
Storm Recovery Charge	540 kWh @	\$ 0.001259	\$0.68
Storm Recovery Tax Credit	540 kWh @	\$ 0.000063	\$0.03 CR
Regulatory Asset Recovery	540 kWh @	\$ 0.000171	\$0.09
Energy Efficiency	540 kWh @	\$ 0.000681	\$0.37
TEEEF	540 kWh @	\$ 0.00088	\$0.48
PUC Assessment			\$0.05

Total Distribution Charges \$38.93

TOTAL CHARGES FOR ESI ID \$59.68 ✓



Customer Name: MATAGORDA COUNTY
 Account Number: 100064844327
 Invoice Number: 052003719023
 Invoice Date: 10/12/2024

ESI ID Detail:

613

Service Address:

487 MAGNOLIA ST UNIT COUNTY MATAGORDA, TX 77457

ESI ID: 10032789414370120

Product:

Fixed Price

Pct #2 Barn

Meter ID	Days	Read Type	Previous Read Date	Previous Meter Read	Current Read Date	Current Meter Read	Multiplier	Usage (kWh)	Actual kW/kVA	Billed kW/kVA
200227986	30	Actual	08/19/2024	✓ 7118	09/17/2024	8929	1.00	1811	9	0
TOTAL								1811	9	0

Electric Service Commercial

Service Period: 08/19/2024 to 09/17/2024 ✓

TXU Energy Fixed Price

Base Usage	1811 kWh @	\$ 0.0377995	\$68.45
Other Charges			\$0.04
Market Securitization (Debt) Financing			\$0.72
Other ERCOT Incremental AS Charges			\$0.31
PUC Assessment			\$0.12

Total Commercial Charges \$69.64

Electric Service Distribution

Service Period: 08/19/2024 to 09/17/2024

Base Charge			\$1.40
Meter Charge			\$4.39
Distribution System Charge	1,811 kWh @	\$ 0.021093	\$38.20
Transmission Cost Recov Factor	1,811 kWh @	\$ 0.012673	\$22.95
Distribution Cost Recovery	1,811 kWh @	\$ 0.015405	\$27.90
Transition Charge (TC3)	1,811 kWh @	\$ 0.00916	\$16.59
Storm Recovery Charge	1,811 kWh @	\$ 0.001259	\$2.28
Storm Recovery Tax Credit	1,811 kWh @	\$ 0.000063	\$0.11 CR
Regulatory Asset Recovery	1,811 kWh @	\$ 0.000171	\$0.31
Energy Efficiency	1,811 kWh @	\$ 0.000681	\$1.23
TEEEF	1,811 kWh @	\$ 0.00088	\$1.59
PUC Assessment			\$0.16

Total Distribution Charges \$116.89

TOTAL CHARGES FOR ESI ID \$186.53 ✓



Customer Name: MATAGORDA COUNTY
 Account Number: 100064844327
 Invoice Number: 052003719023
 Invoice Date: 10/12/2024

ESI ID Detail:

613

Service Address:

637 MARKET ST UNIT FIRESTA MATAGORDA, TX 77457

ESI ID: 10032789446568110

Product:

Fixed Price

Meter ID	Days	Read Type	Previous Read Date	Previous Meter Read	Current Read Date	Current Meter Read	Multiplier	Usage (kWh)	Actual kW/kVA	Billed kW/kVA
122330875	30	Actual	08/19/2024	✓ 188885	09/17/2024	192217	1.00	3332	18	18
TOTAL								3332	18	18

Electric Service Commercial

Service Period: 08/19/2024 to 09/17/2024 ✓

TXU Energy Fixed Price

Base Usage	3332 kWh @	\$ 0.0377995	\$125.95
Other Charges			\$0.07
Market Securitization (Debt) Financing			\$1.34
Other ERCOT Incremental AS Charges			\$0.58
PUC Assessment			\$0.21

Total Commercial Charges \$128.15

Electric Service Distribution

Service Period: 08/19/2024 to 09/17/2024

Base Charge			\$2.02
Meter Charge			\$12.67
Distribution System Charge	17.6 kW @	\$ 4.869	\$85.69
Transmission Cost Recov Factor	17.6 kW @	\$ 4.587271	\$80.74
Distribution Cost Recovery	17.6 kW @	\$ 1.616428	\$28.45
Transition Charge (TC3)	3,332 kWh @	\$ 0.00916	\$30.52
Storm Recovery Charge	32.7 kW @	\$ 0.22518	\$7.36
Storm Recovery Tax Credit	32.7 kW @	\$ 0.012576	\$0.41 CR
Regulatory Asset Recovery	17.6 kW @	\$ 0.052535	\$0.92
Energy Efficiency	3,332 kWh @	\$ 0.000902	\$3.01
TEEEF	17.6 kW @	\$ 0.22171	\$3.90
PUC Assessment			\$0.36

Total Distribution Charges \$255.23

TOTAL CHARGES FOR ESI ID \$383.38 ✓





Customer Name: MATAGORDA COUNTY
 Account Number: 100064844327
 Invoice Number: 052003719023
 Invoice Date: 10/12/2024

162

ESI ID Detail:

Service Address:

2 RIVER BEND ODLT 400HPS MATAGORDA, TX 77457

ESI ID: 10032789432664941

Product:

Fixed Price

Meter ID	Days	Read Type	Previous Read Date	Previous Meter Read	Current Read Date	Current Meter Read	Multiplier	Usage (kWh)	Actual kW/kVA	Billed kW/kVA
7006992918SD	30	Actual	08/19/2024	0	09/17/2024	✓ 155	1.00	155		
TOTAL								155	0	0

Electric Service Commercial

Service Period: 08/19/2024 to 09/17/2024 ✓

TXU Energy Fixed Price

Base Usage	155 kWh @	\$ 0.0377995	\$5.86
Market Securitization (Debt) Financing			\$0.06
Other ERCOT Incremental AS Charges			\$0.02
PUC Assessment			\$0.01

Total Commercial Charges \$5.95

Electric Service Distribution

Service Period: 08/19/2024 to 09/17/2024

Outdoor Lighting - Facilities			\$5.26
Distribution System Charge	155 kWh @	\$ 0.0210968	\$3.27
Transmission Cost Recov Factor	155 kWh @	\$ 0.0126452	\$1.96
Distribution Cost Recovery	155 kWh @	\$ 0.0154194	\$2.39
Transition Charge (TC3)	155 kWh @	\$ 0.0091613	\$1.42
Storm Recovery Charge	155 kWh @	\$ 0.0074839	\$1.16
Storm Recovery Tax Credit	155 kWh @	\$ 0.0004516	\$0.07 CR
Regulatory Asset Recovery	155 kWh @	\$ 0.0002581	\$0.04
TEEEF	155 kWh @	\$ 0.0009032	\$0.14
PUC Assessment			\$0.02

Total Distribution Charges \$15.59

TOTAL CHARGES FOR ESI ID \$21.54 ✓

Customer Name: MATAGORDA COUNTY
 Account Number: 100064844327
 Invoice Number: 052003719023
 Invoice Date: 10/12/2024

ESI ID Detail:

645

Service Address:

HIGHWAY 111 ODL MIDFIELD, TX 77458

ESI ID: 10032789492176731

Product:

Fixed Price

Meter ID	Days	Read Type	Previous Read Date	Previous Meter Read	Current Read Date	Current Meter Read	Multiplier	Usage (kWh)	Actual kW/kVA	Billed kW/kVA
7007147859SD	30	Actual	08/05/2024	0	09/03/2024	✓ 104	1.00	104		
TOTAL								104	0	0

Electric Service Commercial

Service Period: 08/05/2024 to 09/03/2024 ✓

TXU Energy Fixed Price

Base Usage	104 kWh @	\$ 0.0377995	\$3.93
Market Securitization (Debt) Financing			\$0.05
Other ERCOT Incremental AS Charges			\$0.02
PUC Assessment			\$0.01

Total Commercial Charges \$4.01

Electric Service Distribution

Service Period: 08/05/2024 to 09/03/2024

Outdoor Lighting - Facilities			\$4.98
Distribution System Charge	104 kWh @	\$ 0.0210577	\$2.19
Transmission Cost Recov Factor	104 kWh @	\$ 0.0126923	\$1.32
Distribution Cost Recovery	104 kWh @	\$ 0.0153846	\$1.60
Transition Charge (TC3)	104 kWh @	\$ 0.0091346	\$0.95
Storm Recovery Charge	104 kWh @	\$ 0.0075	\$0.78
Storm Recovery Tax Credit	104 kWh @	\$ 0.0004808	\$0.05 CR
Regulatory Asset Recovery	104 kWh @	\$ 0.0002885	\$0.03
TEEEF	104 kWh @	\$ 0.0008654	\$0.09
PUC Assessment			\$0.02

Total Distribution Charges \$11.91

TOTAL CHARGES FOR ESI ID \$15.92 ✓



Customer Name: MATAGORDA COUNTY
 Account Number: 100064844327
 Invoice Number: 052003719023
 Invoice Date: 10/12/2024

ESI ID Detail:

615

Service Address:

110 JUNETTA AVE MIDFIELD, TX 77458

ESI ID: 10032789459047060

Product:

Fixed Price

Meter ID	Days	Read Type	Previous Read Date	Previous Meter Read	Current Read Date	Current Meter Read	Multiplier	Usage (kWh)	Actual kW/kVA	Billed kW/kVA
157104699	30	Actual	08/05/2024	✓ 16250	09/03/2024	18274	1.00	2024	13	13
TOTAL								2024	13	13

Electric Service Commercial

Service Period: 08/05/2024 to 09/03/2024 ✓

TXU Energy Fixed Price

Base Usage	2024 kWh @	\$ 0.0377995	\$76.51
Other Charges			\$0.05
Market Securitization (Debt) Financing			\$0.90
Other ERCOT Incremental AS Charges			\$0.57
PUC Assessment			\$0.13

Total Commercial Charges \$78.16

Electric Service Distribution

Service Period: 08/05/2024 to 09/03/2024

Base Charge			\$2.02
Meter Charge			\$12.67
Distribution System Charge	12.6 kW @	\$ 4.869	\$61.35
Transmission Cost Recov Factor	12.6 kW @	\$ 4.587271	\$57.80
Distribution Cost Recovery	12.6 kW @	\$ 1.616428	\$20.37
Transition Charge (TC3)	2,024 kWh @	\$ 0.00916	\$18.54
Storm Recovery Charge	19 kW @	\$ 0.22518	\$4.28
Storm Recovery Tax Credit	19 kW @	\$ 0.012576	\$0.24 CR
Regulatory Asset Recovery	12.6 kW @	\$ 0.052535	\$0.66
Energy Efficiency	2,024 kWh @	\$ 0.000902	\$1.83
TEEEF	12.6 kW @	\$ 0.22171	\$2.79
PUC Assessment			\$0.26

Total Distribution Charges \$182.33

TOTAL CHARGES FOR ESI ID \$260.49 ✓

000115 28/22

Customer Name: MATAGORDA COUNTY
 Account Number: 100064844327
 Invoice Number: 052003719023
 Invoice Date: 10/12/2024

615

ESI ID Detail:

Service Address:

110 JUNETTA ODLT 150HPS AL MIDFIELD, TX 77458

ESI ID: 10032789459047061

Product:

Fixed Price

Meter ID	Days	Read Type	Previous Read Date	Previous Meter Read	Current Read Date	Current Meter Read	Multiplier	Usage (kWh)	Actual kW/kVA	Billed kW/kVA
7007074246SD	30	Actual	08/05/2024	0	09/03/2024	✓ 57	1.00	57		
TOTAL								57	0	0

Electric Service Commercial

Service Period: 08/05/2024 to 09/03/2024 ✓

TXU Energy Fixed Price

Base Usage	57 kWh @	\$ 0.0377995	\$2.15
Market Securitization (Debt) Financing			\$0.02
Other ERCOT Incremental AS Charges			\$0.01

Total Commercial Charges \$2.18

Electric Service Distribution

Service Period: 08/05/2024 to 09/03/2024

Outdoor Lighting - Facilities			\$4.51
Distribution System Charge	57 kWh @	\$ 0.0210526	\$1.20
Transmission Cost Recov Factor	57 kWh @	\$ 0.0126316	\$0.72
Distribution Cost Recovery	57 kWh @	\$ 0.0154386	\$0.88
Transition Charge (TC3)	57 kWh @	\$ 0.0091228	\$0.52
Storm Recovery Charge	57 kWh @	\$ 0.0075439	\$0.43
Storm Recovery Tax Credit	57 kWh @	\$ 0.0003509	\$0.02 CR
Regulatory Asset Recovery	57 kWh @	\$ 0.0003509	\$0.02
TEEEF	57 kWh @	\$ 0.0008772	\$0.05
PUC Assessment			\$0.01

Total Distribution Charges \$8.32

TOTAL CHARGES FOR ESI ID \$10.50 ✓



Customer Name: MATAGORDA COUNTY
 Account Number: 100064844327
 Invoice Number: 052003719023
 Invoice Date: 10/12/2024

615

ESI ID Detail:

Service Address: RAWLS ODL MIDFIELD, TX 77458
 Product: Fixed Price

ESI ID: 10032789461418841

Meter ID	Days	Read Type	Previous Read Date	Previous Meter Read	Current Read Date	Current Meter Read	Multiplier	Usage (kWh)	Actual kW/kVA	Billed kW/kVA
7007068113SD	30	Actual	08/05/2024	0	09/03/2024	✓ 104	1.00	104		
TOTAL								104	0	0

Electric Service Commercial

Service Period: 08/05/2024 to 09/03/2024 ✓

TXU Energy Fixed Price

Base Usage	104 kWh @	\$ 0.0377995	\$3.93
Market Securitization (Debt) Financing			\$0.05
Other ERCOT Incremental AS Charges			\$0.02
PUC Assessment			\$0.01

Total Commercial Charges \$4.01

Electric Service Distribution

Service Period: 08/05/2024 to 09/03/2024

Outdoor Lighting - Facilities			\$4.98
Distribution System Charge	104 kWh @	\$ 0.0210577	\$2.19
Transmission Cost Recov Factor	104 kWh @	\$ 0.0126923	\$1.32
Distribution Cost Recovery	104 kWh @	\$ 0.0153846	\$1.60
Transition Charge (TC3)	104 kWh @	\$ 0.0023077	\$0.24
Storm Recovery Charge	104 kWh @	\$ 0.0075	\$0.78
Storm Recovery Tax Credit	104 kWh @	\$ 0.0004808	\$0.05 CR
Regulatory Asset Recovery	104 kWh @	\$ 0.0002885	\$0.03
TEEEF	104 kWh @	\$ 0.0008654	\$0.09
PUC Assessment			\$0.02

Total Distribution Charges \$11.20

TOTAL CHARGES FOR ESI ID \$15.21 ✓

Customer Name: MATAGORDA COUNTY
 Account Number: 100064844327
 Invoice Number: 052003719023
 Invoice Date: 10/12/2024

ESI ID Detail:

615

Service Address:

RAWLS UNIT FIRESTA MIDFIELD, TX 77458

ESI ID: 10032789433412700

Product:

Fixed Price

Meter ID	Days	Read Type	Previous Read Date	Previous Meter Read	Current Read Date	Current Meter Read	Multiplier	Usage (kWh)	Actual kW/kVA	Billed kW/kVA
136592656	30	Actual	08/05/2024	✓ 206521	09/03/2024	210116	1.00	3595	8	8
TOTAL								3595	8	8

Electric Service Commercial

Service Period: 08/05/2024 to 09/03/2024 ✓

TXU Energy Fixed Price

Base Usage	3595 kWh @	\$ 0.0377995	\$135.89
Other Charges			\$0.09
Market Securitization (Debt) Financing			\$1.59
Other ERCOT Incremental AS Charges			\$1.01
PUC Assessment			\$0.23

Total Commercial Charges

\$138.81

Electric Service Distribution

Service Period: 08/05/2024 to 09/03/2024

Base Charge			\$2.02
Meter Charge			\$12.67
Distribution System Charge	7.7 kW @	\$ 4.869	\$37.49
Transmission Cost Recov Factor	7.7 kW @	\$ 4.587271	\$35.32
Distribution Cost Recovery	7.7 kW @	\$ 1.616428	\$12.45
Transition Charge (TC3)	3,595 kWh @	\$ 0.00916	\$32.93
Storm Recovery Charge	14.6 kW @	\$ 0.22518	\$3.29
Storm Recovery Tax Credit	14.6 kW @	\$ 0.012576	\$0.18 CR
Regulatory Asset Recovery	7.7 kW @	\$ 0.052535	\$0.40
Energy Efficiency	3,595 kWh @	\$ 0.000902	\$3.24
TEEEF	7.7 kW @	\$ 0.22171	\$1.71
PUC Assessment			\$0.17

Total Distribution Charges

\$141.51

TOTAL CHARGES FOR ESI ID

\$280.32 ✓



Customer Name: MATAGORDA COUNTY
 Account Number: 100064844327
 Invoice Number: 052003719023
 Invoice Date: 10/12/2024

ESI ID Detail:

65

Service Address:

955 STREETLIGHT STLG 1000HPS MIDFIELD, TX 77458

ESI ID: 10032789441468646

Product:

Fixed Price

Meter ID	Days	Read Type	Previous Read Date	Previous Meter Read	Current Read Date	Current Meter Read	Multiplier	Usage (kWh)	Actual kW/kVA	Billed kW/kVA
7005524968SD	30	Actual	08/27/2024	0	09/25/2024	✓ 367	1.00	367		
TOTAL								367	0	0

Electric Service Commercial

Service Period: 08/27/2024 to 09/25/2024 ✓

TXU Energy Fixed Price

Base Usage	367 kWh @	\$ 0.0377995	\$13.87
Other Charges			\$0.01
Market Securitization (Debt) Financing			\$0.14
Other ERCOT Incremental AS Charges			\$0.03
PUC Assessment			\$0.02

Total Commercial Charges	\$14.07
---------------------------------	----------------

Electric Service Distribution

Service Period: 08/27/2024 to 09/25/2024

Base Charge		\$1.40
Street Lighting - Facilities		\$7.02
Distribution System Charge	367 kWh @	\$ 0.0210899
Transmission Cost Recov Factor	367 kWh @	\$ 0.0126703
Distribution Cost Recovery	367 kWh @	\$ 0.0153951
Transition Charge (TC3)	367 kWh @	\$ 0.0049046
Storm Recovery Charge	367 kWh @	\$ 0.0074932
Storm Recovery Tax Credit	367 kWh @	\$ 0.000436
Regulatory Asset Recovery	367 kWh @	\$ 0.0002725
TEEEF	367 kWh @	\$ 0.0008719
PUC Assessment		\$0.04

Total Distribution Charges	\$31.31
-----------------------------------	----------------

TOTAL CHARGES FOR ESI ID	\$45.38 ✓
---------------------------------	------------------

000115 30/32

000115 30/32

Customer Name: MATAGORDA COUNTY
 Account Number: 100064844327
 Invoice Number: 052003719023
 Invoice Date: 10/12/2024

463

ESI ID Detail:

Service Address:

405 COMMERCE ST PALACIOS, TX 77465-5468

ESI ID: 10032789440808411

Product:

Fixed Price

JP#3

Meter ID	Days	Read Type	Previous Read Date	Previous Meter Read	Current Read Date	Current Meter Read	Multiplier	Usage (kWh)	Actual kW/kVA	Billed kW/kVA
119430885	30	Actual	08/21/2024	✓ 723478	09/19/2024	726673	1.00	3195	10	10
TOTAL								3195	10	10

Electric Service Commercial

Service Period: 08/21/2024 to 09/19/2024 ✓

TXU Energy Fixed Price

Base Usage	3195 kWh @	\$ 0.0377995	\$120.77
Other Charges			\$0.06
Market Securitization (Debt) Financing			\$1.29
Other ERCOT Incremental AS Charges			\$0.33
PUC Assessment			\$0.20
Gross Receipts Reimb			\$1.32

Total Commercial Charges \$123.97

Electric Service Distribution

Service Period: 08/21/2024 to 09/19/2024

Base Charge			\$2.02
Meter Charge			\$12.67
Distribution System Charge	10.1 kW @	\$ 4.869	\$49.18
Transmission Cost Recov Factor	10.1 kW @	\$ 4.587271	\$46.33
Distribution Cost Recovery	10.1 kW @	\$ 1.616428	\$16.33
Transition Charge (TC3)	3,195 kWh @	\$ 0.00916	\$29.27
Storm Recovery Charge	10.5 kW @	\$ 0.22518	\$2.36
Storm Recovery Tax Credit	10.5 kW @	\$ 0.012576	\$0.13 CR
Regulatory Asset Recovery	10.1 kW @	\$ 0.052535	\$0.53
Energy Efficiency	3,195 kWh @	\$ 0.000902	\$2.88
TEEEF	10.1 kW @	\$ 0.22171	\$2.24
PUC Assessment			\$0.22
Gross Receipts Reimb			\$1.40

Total Distribution Charges \$165.30

TOTAL CHARGES FOR ESI ID \$289.27 ✓



Customer Name: MATAGORDA COUNTY
 Account Number: 100064844327
 Invoice Number: 052003719023
 Invoice Date: 10/12/2024

644

ESI ID Detail:

Service Address: 25000 STATE HIGHWAY 35 S PALACIOS, TX 77465-1920
 Product: Fixed Price

ESI ID: 10032789474945242

Meter ID	Days	Read Type	Previous Read Date	Previous Meter Read	Current Read Date	Current Meter Read	Multiplier	Usage (kWh)	Actual kW/kVA	Billed kW/kVA
7005712552SD	30	Actual	08/12/2024	0	09/10/2024	620 ✓	1.00	620		
TOTAL								620	0	0

Electric Service Commercial

Service Period: 08/12/2024 to 09/10/2024 ✓

TXU Energy Fixed Price

Base Usage	620 kWh @	\$ 0.0377995	\$23.44
Other Charges			\$0.01
Market Securitization (Debt) Financing			\$0.25
Other ERCOT Incremental AS Charges			\$0.09
PUC Assessment			\$0.04

Total Commercial Charges \$23.83

Electric Service Distribution

Service Period: 08/12/2024 to 09/10/2024

Outdoor Lighting - Facilities			\$21.04
Distribution System Charge	620 kWh @	\$ 0.0210968	\$13.08
Transmission Cost Recov Factor	620 kWh @	\$ 0.0126774	\$7.86
Distribution Cost Recovery	620 kWh @	\$ 0.0154032	\$9.55
Transition Charge (TC3)	620 kWh @	\$ 0.0091613	\$5.68
Storm Recovery Charge	620 kWh @	\$ 0.0074839	\$4.64
Storm Recovery Tax Credit	620 kWh @	\$ 0.0004355	\$0.27 CR
Regulatory Asset Recovery	620 kWh @	\$ 0.0002742	\$0.17
TEEEF	620 kWh @	\$ 0.0008871	\$0.55
PUC Assessment			\$0.09

Total Distribution Charges \$62.39

TOTAL CHARGES FOR ESI ID \$86.22 ✓

Customer Name: MATAGORDA COUNTY
 Account Number: 100064844327
 Invoice Number: 052003719023
 Invoice Date: 10/12/2024

ESI ID Detail:

644

Service Address:

25000 STATE HIGHWAY 35 S UNIT OFFIC PALACIOS, TX 77465-1920

ESI ID: 10032789453394875

Product:

Fixed Price

Meter ID	Days	Read Type	Previous Read Date	Previous Meter Read	Current Read Date	Current Meter Read	Multiplier	Usage (kWh)	Actual kW/kVA	Billed kW/kVA
120730531	30	Actual	08/12/2024	✓ 143182	09/10/2024	144305	1.00	1123	6	0
TOTAL								1123	6	0

Electric Service Commercial

Service Period: 08/12/2024 to 09/10/2024 ✓

TXU Energy Fixed Price

Base Usage	1123 kWh @	\$ 0.0377995	\$42.45
Other Charges			\$0.02
Market Securitization (Debt) Financing			\$0.45
Other ERCOT Incremental AS Charges			\$0.22
PUC Assessment			\$0.07

Total Commercial Charges \$43.21

Electric Service Distribution

Service Period: 08/12/2024 to 09/10/2024

Base Charge			\$1.40
Meter Charge			\$4.39
Distribution System Charge	1,123 kWh @	\$ 0.021093	\$23.69
Transmission Cost Recov Factor	1,123 kWh @	\$ 0.012673	\$14.23
Distribution Cost Recovery	1,123 kWh @	\$ 0.015405	\$17.30
Transition Charge (TC3)	1,123 kWh @	\$ 0.00916	\$10.29
Storm Recovery Charge	1,123 kWh @	\$ 0.001259	\$1.41
Storm Recovery Tax Credit	1,123 kWh @	\$ 0.000063	\$0.07 CR
Regulatory Asset Recovery	1,123 kWh @	\$ 0.000171	\$0.19
Energy Efficiency	1,123 kWh @	\$ 0.000681	\$0.76
TEEEF	1,123 kWh @	\$ 0.00088	\$0.99
PUC Assessment			\$0.10

Total Distribution Charges \$74.68

TOTAL CHARGES FOR ESI ID \$117.89 ✓



Customer Name: MATAGORDA COUNTY
 Account Number: 100064844327
 Invoice Number: 052003719023
 Invoice Date: 10/12/2024

614

ESI ID Detail:

Service Address:

25000 STATE HIGHWAY 35 S UNIT P7 PALACIOS, TX 77465-1920

ESI ID: 10032789474945241

Product:

Fixed Price

Meter ID	Days	Read Type	Previous Read Date	Previous Meter Read	Current Read Date	Current Meter Read	Multiplier	Usage (kWh)	Actual kW/kVA	Billed kW/kVA
122240914	30	Actual	08/12/2024	✓ 63106	09/10/2024	63530	1.00	424	8	0
TOTAL								424	8	0

Electric Service Commercial

Service Period: 08/12/2024 to 09/10/2024 ✓

TXU Energy Fixed Price

Base Usage	424 kWh @	\$ 0.0377995	\$16.03
Other Charges			\$0.01
Market Securitization (Debt) Financing			\$0.17
Other ERCOT Incremental AS Charges			\$0.08
PUC Assessment			\$0.03

Total Commercial Charges \$16.32

Electric Service Distribution

Service Period: 08/12/2024 to 09/10/2024

Base Charge			\$1.40
Meter Charge			\$4.39
Distribution System Charge	424 kWh @	\$ 0.021093	\$8.94
Transmission Cost Recov Factor	424 kWh @	\$ 0.012673	\$5.37
Distribution Cost Recovery	424 kWh @	\$ 0.015405	\$6.53
Transition Charge (TC3)	424 kWh @	\$ 0.00916	\$3.88
Storm Recovery Charge	424 kWh @	\$ 0.001259	\$0.53
Storm Recovery Tax Credit	424 kWh @	\$ 0.000063	\$0.03 CR
Regulatory Asset Recovery	424 kWh @	\$ 0.000171	\$0.07
Energy Efficiency	424 kWh @	\$ 0.000681	\$0.29
TEEEF	424 kWh @	\$ 0.00088	\$0.37
PUC Assessment			\$0.05

Total Distribution Charges \$31.79

TOTAL CHARGES FOR ESI ID \$48.11 ✓



Customer Name: MATAGORDA COUNTY
 Account Number: 100064844327
 Invoice Number: 052003719023
 Invoice Date: 10/12/2024

ESI ID Detail:

Service Address:

17817 WOOD PLEDGER, TX 77468-0000

ESI ID: 1008901015815710800100

Product:

Fixed Price

Meter ID	Days	Read Type	Previous Read Date	Previous Meter Read	Current Read Date	Current Meter Read	Multiplier	Usage (kWh)	Actual kW/kVA	Billed kW/kVA
I90851001	30	Actual	08/19/2024	✓ 4511	09/17/2024	5573	1.00	1062	13	13
TOTAL								1062	13	13

Electric Service Commercial

Service Period: 08/19/2024 to 09/17/2024 ✓

TXU Energy Fixed Price

Base Usage	1062 kWh @	\$ 0.0377995	\$40.14
Other Charges			\$0.02
Market Securitization (Debt) Financing			\$0.43
Other ERCOT Incremental AS Charges			\$0.18
PUC Assessment			\$0.07

Total Commercial Charges \$40.84

Electric Service Distribution

Service Period: 08/19/2024 to 09/17/2024

Base Charge		\$3.00
Meter Charge		\$7.41
Distribution System Charge	13 kVA @	\$ 4.449231 \$57.84
Transmission Cost Recov Factor	13.18 kVA @	\$ 4.305008 \$56.74
Distribution Cost Recovery	13 kVA @	\$ 0.613846 \$7.98
Storm Recovery Charge	13 kVA @	\$ 0.029231 \$0.38 CR
Nuclear Decommission	13 kVA @	\$ 0.001538 \$0.02
Energy Efficiency	1,062 kWh @	\$ 0.000537 \$0.57
TEEEF	13 kVA @	\$ 0.504615 \$6.56
PUC Assessment		\$0.22

Total Distribution Charges \$139.96

TOTAL CHARGES FOR ESI ID \$180.80 ✓

Current Charges \$24,618.95

